

ECAC WINTER CHAMPIONSHIP 2013 - 12/6/2013 to 12/8/2013

www.besmarttinc.com for meet results and more

Follow BE Smartt Inc on Facebook & Twitter

Results - ECAC WINTER CHAMPIONSHIP

#7 Women 200 Yard Back

1:58.26 D3A

2:05.94 D3B

Name	Team	Finals Time	
1 Doerner, Emily	NYU	2:06.79	32.0
28.42	31.62	33.84	32.91
2 Lisbon, Megan	STEV	2:09.74	28.0
29.91	32.07	33.66	34.10
3 Sweeney, Brooke	SFC	2:09.94	27.0
30.50	32.71	33.32	33.41
4 Miller, Dory	SC	2:10.59	26.0
30.18	32.29	34.18	33.94
5 McClure, Maria	STEV	2:11.09	25.0
30.90	33.06	34.00	33.13
6 Cavano, Julianna	AMERU	2:11.39	24.0
29.32	32.37	34.17	35.53
7 Hovey, Emily	SC	2:11.60	23.0
30.76	33.13	33.70	34.01
8 Christenson, Katly	STEV	2:11.89	22.0
30.43	33.39	34.45	33.62
9 Hendershot, Claire	STEV	2:13.55	20.0
30.52	33.07	35.17	34.79
10 Schuermann, Kerry	MAN	2:13.75	17.0
31.15	34.04	34.28	34.28
11 Canavan, Katherin	SC	2:15.21	16.0
31.26	33.37	35.21	35.37
12 O'Connor, Casey	NP	2:16.45	15.0
31.70	33.71	34.93	36.11
13 Waldrop, Taylor	ONEO	2:17.02	14.0
32.97	34.07	34.75	35.23
14 Chow, Tiffany	STEV	2:17.32	13.0
30.70	34.16	36.13	36.33
15 Cahill, Carly	ONEO	2:18.18	12.0
32.14	34.86	35.63	35.55
16 McGowan, Bridge	FAIR	2:19.54	11.0
32.31	34.58	35.80	36.85
17 Kraus, Katherine	FAIR	2:21.28	9.0
32.39	35.20	36.64	37.05
18 Podczerwinski, An	SC	2:22.16	7.0
33.58	35.50	36.70	36.38
19 Cherry, Christen	SC	2:23.10	6.0
32.81	35.91	37.64	36.74
20 Lee, Rose	BAR	2:23.34	5.0
32.79	35.03	37.20	38.32
21 Erickson, Melissa	ONEO	2:24.83	4.0
34.11	36.08	37.46	37.18
22 White, Lindsay	ONEO	2:25.54	3.0
33.94	36.20	37.64	37.76
23 Maloney, Erin	CMSV	2:25.85	2.0
32.46	35.57	38.11	39.71
24 Marquez, Daniela	BAR	2:26.77	1.0
32.13	35.88	38.84	39.92
25 Piampiano, Claire	ONEO	2:27.65	
34.94	37.29	38.28	37.14

26 Schools, Sierra	NP	2:28.36	
34.71	36.90	38.35	38.40
27 Dreiss, Danielle	AU	2:30.61	
35.77	37.85	38.65	38.34
28 Quirk, Tia	SFC	2:32.26	
35.36	38.13	39.82	38.95
29 O'Hagan, Jessie O'	OLDW	2:33.97	
35.57	38.46	40.29	39.65
30 Caboot, Emily	ONEO	2:34.68	
35.63	38.41	40.40	40.24
31 Iken, Amanda	HUNT	2:35.93	
37.22	39.27	40.24	39.20
32 Baltazar, Brook	CMSV	2:44.88	
37.61	41.99	43.14	42.14
33 Ovalles, Melody	LEH	2:45.84	
37.81	42.35	43.30	42.38
34 Estime-Kirkpatrick	LEH	2:52.07	
39.08	42.76	45.38	44.85
35 Perez, Susana	LEH	2:53.30	
39.50	42.38	45.67	45.75
36 Cruz, Melissa	HUNT	3:08.17	
40.77	47.42	50.91	49.07
--- Toth, Kayleigh	NYU	X2:11.58	
30.87	32.73	33.71	34.27
--- Sanders, Emily	NYU	X2:12.07	
30.75	33.14	34.48	33.70
--- Fang, Linda	NYU	X2:15.90	
31.46	33.35	35.10	35.99
--- Letellier, Lindsey	NYU	X2:23.81	
32.80	35.83	38.60	36.58
--- Brown, Alex	NYU	X2:27.10	
32.28	36.30	39.18	39.34
--- Marsiello, Lauren	NP	X2:31.05	
34.82	37.41	38.94	39.88
--- Levine, Kelly	SC	X2:31.73	
35.04	38.04	39.37	39.28
--- Gomez, Kim	CMSV	DQ	
--- Wood, Paris	AMERU	DNF	
--- Kierencew, Michel	NYU	SCR	


7 Louie, Ethan	NYU	1:55.15	23.0
26.27	28.90	30.03	29.95
8 Chin, Bobby	NYU	1:57.34	22.0
26.64	29.43	30.61	30.66
9 Noga, Nick	STEV	1:58.78	20.0
27.98	30.27	31.01	29.52
10 Sholander, Dougl	STEV	1:58.97	17.0
27.34	29.86	30.68	31.09
11 Roe, Colton	ONEO	2:00.96	16.0
26.71	30.09	31.75	32.41
12 Lippert, Mark	STEV	2:03.27	15.0
29.54	31.55	31.91	30.27
13 Meany, Richard	MAN	2:04.39	14.0
29.95	31.15	31.57	31.72
14 Flessa, Kevin	ONEO	2:04.42	13.0
28.11	31.51	32.68	32.12
15 Fusco, Christopher	MAN	2:04.88	12.0
28.90	31.20	31.85	32.93
16 Morgan, Joseph	ONEO	2:06.45	11.0
28.42	31.33	33.10	33.60
17 Rozanitis, Kyle	FAIR	2:08.67	9.0
30.12	32.37	32.67	33.51
18 Taskindoust, Rod	NP	2:08.70	7.0
29.42	32.00	33.60	33.68
19 Fothergill, Greg	ONEO	2:08.78	6.0
29.90	1:05.97	33.05	
20 Reed, Nick	SFC	2:09.63	5.0
29.94	32.08	33.93	33.68
21 Spader, Jack	NP	2:10.59	4.0
30.49	32.79	34.34	32.97
22 Grant, Andrew	NP	2:11.47	3.0
30.95	32.93	33.61	33.98
23 Donis, Daniel	BAR	2:14.29	2.0
31.14	34.30	35.32	33.53
24 Matskovsky, Mich	BAR	2:14.77	1.0
31.34	33.63	35.13	34.67
25 Meyer, Brendan	NP	2:15.79	
32.15	34.44	35.28	33.92
26 Pepe, Erik	MAN	2:18.71	
31.49	35.18	36.61	35.43
27 Gerard, Will	AU	2:21.09	
32.57	36.70	36.49	35.33
28 Fryer, James	NP	2:26.28	
35.16	36.64	37.83	36.65
29 Ballon, Carlos	AU	2:35.24	
34.53	38.78	41.06	40.87
30 Giovanniello, Micl	AU	2:36.53	
38.03	39.23	39.25	40.02
31 Fraticelli, John	LEH	2:52.27	
1:18.46			48.43
--- O'Laughlin, Alex	NYU	X1:55.53	
26.52	29.51	29.74	29.76
--- Brown, Michael	NYU	X1:59.13	
26.86	29.45	31.37	31.45
--- Libert, Keith	STEV	X1:59.28	
26.55	29.32	31.32	32.09

#8 Men 200 Yard Back

1:45.96 D3A

1:53.27 D3B

Name	Team	Finals Time	
1 Sun, Ravi	STEV	1:50.93	D3B
26.05	27.51	28.30	29.07
2 Wu, Charles	NYU	1:52.17	D3B
25.89	27.19	28.71	30.38
3 Neuendorf, Lance	MAN	1:53.79	27.0
26.96	28.60	29.42	28.81
4 Korth, Kilian	AMERU	1:54.28	26.0
26.17	28.42	29.29	30.40
5 Clewell, Harry	NYU	1:54.42	25.0
26.48	28.91	29.43	29.60
6 Ballance, Bobby	AMERU	1:54.59	24.0
26.95	28.85	29.07	29.72



ECAC WINTER CHAMPIONSHIP 2013 - 12/6/2013 to 12/8/2013

www.besmarttinc.com for meet results and more

Follow BE Smartt Inc on Facebook & Twitter

Results - ECAC WINTER CHAMPIONSHIP

#8 Men 200 Yard Back

---	Pacheco, Anthony	STEV	X2:05.73	
	28.92	31.04	32.67	33.10

#9 Women 100 Yard Free

49.89 D3A

52.14 D3B

Name	Team	Finals Time		
1 Lawson, April	STEV	53.03	32.0	
		25.00	28.03	
2 Aiello, Akemi	NYU	53.32	28.0	
		25.59	27.73	
3 Wang, Sela	NYU	53.36	27.0	
		25.45	27.91	
4 Scalise, Victoria	NP	53.57	26.0	
		25.92	27.65	
5 Caruso, Danielle	STEV	53.64	25.0	
		25.72	27.92	
6 Webber, Katie	NYU	53.69	24.0	
		25.50	28.19	
7 Rutledge, Jenn	STEV	53.79	23.0	
		25.25	28.54	
8 Griger, Cassidy	NP	53.82	22.0	
		25.96	27.86	
9 Gibbs, Elise	NYU	53.97	20.0	
		25.63	28.34	
10 Ingerson, Allegra	NYU	54.01	17.0	
		26.24	27.77	
11 Mulligan, Kelly	FAIR	54.18	16.0	
		25.96	28.22	
12 Love, Shannon	SC	54.30	15.0	
		26.32	27.98	
13 Fletcher, Maggie	SC	54.34	14.0	
		25.97	28.37	
14 Traub, Krista	NYU	54.36	13.0	
		25.97	28.39	
15 Cavano, Julianna	AMERU	54.46	12.0	
		26.29	28.17	
16 Kuczynski, Anne	SFC	54.62	11.0	
		26.46	28.16	
17 Pereira, Sydney	NYU	54.64	9.0	
		25.96	28.68	
*18 Miller, Nicole	STEV	54.70	6.5	
		26.43	28.27	
*18 Matuszyk, Grace	NYU	54.70	6.5	
		26.25	28.45	
20 Osmulski, Margare	FAIR	54.72	5.0	
		26.18	28.54	
21 Regenauer, Nicole	STEV	55.10	4.0	
		26.22	28.88	
22 Tricarico, Dana	SC	55.22	3.0	
		26.43	28.79	
23 Shepard, Chandler	ONEO	55.37	2.0	
		26.03	29.34	

24 Avery, Liz	FAIR	55.53	1.0	52 Hernandez, Alana	SFC	59.79
		26.59	28.94			28.15
25 Raccioppi, Paige	MAN	55.65		53 Zollo, Gabrielle	SJCLI	1:00.07
		26.65	29.00			28.34
26 Rusiewski, Nina	NYU	55.76		54 Woodhead, Sandi	OLDW	1:00.73
		26.28	29.48			28.48
27 Hernandez, Kristin	SFC	55.84		55 Powell, Caroline	SC	1:01.01
		27.02	28.82			29.76
28 McDonough, Colle	SC	56.01		56 Podczerwinski, An	SC	1:01.10
		26.50	29.51			28.93
29 Graffin, Ella	NP	56.17		57 McGrane, Kylee	CMSV	1:01.79
		26.63	29.54			28.76
30 Pleban, Michelle	FAIR	56.30		58 Ouzounian, Laurer	SJCLI	1:01.82
		27.01	29.29			28.81
31 Allen, Lea	SC	56.45		59 Whelan, Kelly	AU	1:01.92
		26.97	29.48			29.81
32 Rohn, Miranda	STEV	56.69		60 Toth, Regina	SFC	1:02.05
		27.17	29.52			29.66
33 O'Connor, Casey	NP	56.74		61 Caboot, Emily	ONEO	1:02.84
		27.10	29.64			29.84
34 Brown, Madison	MAN	56.76		62 Nocco, Melissa	SJCLI	1:03.17
		26.69	30.07			29.82
35 Colton, Patricia	MAN	56.82		63 Frank-Cutone, Lyn	SFC	1:03.27
		26.90	29.92			30.14
36 Buckley, Sara	MAN	56.94		64 Wells, Britney	ONEO	1:03.56
		26.59	30.35			30.01
37 Papetti, Zoe	NP	57.01		65 Csenge, Claire	FAIR	1:03.74
		26.99	30.02			30.31
38 Schatz, Michaela	MAN	57.06		66 Demace, Emily	AU	1:03.99
		27.66	29.40			31.24
39 Marquez, Daniela	BAR	57.22		67 Kearns, Emily	MAN	1:04.03
		27.16	30.06			30.78
40 Higgins, Kristin	ONEO	57.33		68 Orchowski, Emily	MAN	1:04.58
		27.36	29.97			30.51
*41 Weiser, Meghan	FAIR	57.38		69 Navarrete, Adriana	LEH	1:05.15
		27.34	30.04			29.62
*41 Perez, Whitney	MAN	57.38		70 Tusa, JoAna	AU	1:05.51
		27.66	29.72			31.25
43 Iosue, Erica	STEV	57.39		71 Mazza, Kimberly	SJCLI	1:05.90
		27.39	30.00			30.89
44 Greco, Sarah	ONEO	57.42		72 Tusa, Kayla	AU	1:05.94
		27.34	30.08			31.31
45 L'Heureux, Vaness	MAN	57.54		73 Sung, Amy	BAR	1:06.26
		26.90	30.64			30.99
46 Harney, Kate	AU	57.65		74 Fricchione, Julianr	BAR	1:06.93
		27.29	30.36			31.73
47 Tam, Melanie	MAN	57.66		75 Cannon, Gabriella	SJCLI	1:07.03
		28.19	29.47			31.81
48 Miller, Heather	AU	58.08		76 Mapoy, Helena	HUNT	1:08.06
		27.33	30.75			31.75
49 Lee, Rose	BAR	58.33		77 Lavrentieva, Yulia	BAR	1:08.43
		27.77	30.56			32.80
50 Boyle, Ashley	FAIR	59.33		78 Megherian, Emily	AU	1:08.73
		28.26	31.07			32.22
51 Laszlo, Bernadett	SFC	59.36		79 Tangel, Christina	AU	1:10.35
		28.14	31.22			32.80



ECAC WINTER CHAMPIONSHIP 2013 - 12/6/2013 to 12/8/2013

www.besmarttinc.com for meet results and more

Follow BE Smartt Inc on Facebook & Twitter

Results - ECAC WINTER CHAMPIONSHIP

#9 Women 100 Yard Free

80	Heath, Rachel	OLDW	1:11.89
	35.52	36.37	
81	Maldonado, Christ	LEH	1:13.50
	35.17	38.33	
82	Waters, Lorena	SJCLI	1:13.99
	33.22	40.77	
83	Gabelmann, Hann	CMSV	1:15.03
	35.61	39.42	
84	Chiriguayo, Jacqui	OLDW	1:16.63
	36.14	40.49	
85	Castillo, Jennifer	OLDW	1:16.67
	36.45	40.22	
86	Haddican, Jesse	CMSV	1:16.83
	37.05	39.78	
87	Almanzar, Vanessa	LEH	1:17.61
	36.00	41.61	
88	Pizarro, Tatianna	OLDW	1:17.71
	37.01	40.70	
89	Oladele, Elizabeth	LEH	1:18.43
	36.46	41.97	
90	Guerra, Janece	SJCLI	1:18.46
	36.10	42.36	
91	Usungu, Maya	LEH	1:22.54
	39.46	43.08	
92	Cardi, Samantha	LEH	1:28.33
	40.10	48.23	
93	Giray, Sezgi	OLDW	1:29.44
	41.18	48.26	
94	Donin, Alexis	SJCLI	1:30.56
	41.79	48.77	
95	Morris, Ashleigh	OLDW	1:32.84
	44.58	48.26	
96	Upshur, Alexis	OLDW	1:34.01
	46.07	47.94	
97	Begum, Rubia	CMSV	1:43.54
	46.53	57.01	
98	Loussell, Christina	LEH	1:45.98
	48.36	57.62	
99	Cole, Naomi	AU	1:53.63
	49.20	1:04.43	
---	Brearton, Maia	NYU	X54.80
	26.43	28.37	
---	Carter, Kelsie	NYU	X55.47
	26.29	29.18	
---	Murphy, Sarah	NYU	X56.34
	26.46	29.88	
---	Dengler, Caroline	NYU	X56.56
	26.75	29.81	
---	Ansman, Mary	NP	X56.66
	26.96	29.70	
---	Sorensen-Graham,	NYU	X57.12
	27.13	29.99	
---	Schultz, Zoey	NYU	X57.18
	26.72	30.46	

---	Lin, Vivian	NYU	X57.55
	27.25	30.30	
---	Gallagher, Kyrstin	NP	X57.62
	28.06	29.56	
---	O'Rourke, Katie	SC	X57.86
	27.50	30.36	
---	Boege, Hedda	NYU	X58.31
	27.21	31.10	
---	Senglaub, Alex	NP	X59.83
	28.02	31.81	
---	Aguirre, Julie	NYU	X1:00.14
	28.39	31.75	
---	Levine, Kelly	SC	X1:01.73
	29.55	32.18	
---	Seagren, Erika	SC	X1:03.61
	30.16	33.45	
---	Hardy, Palmer	SFC	DFS
---	Rouchou, Lauren	BAR	DFS
---	Michalatos, Victor	LEH	SCR
---	Aangresano, Gabri	FAIR	SCR
---	Kavitsky, Larissa	OLDW	SCR
---	Gedeon, Lucranie	OLDW	SCR
---	Biegel, Taylor	LEH	SCR


#10 Men 100 Yard Free

43.66 D3A

45.89 D3B

Name	Team	Finals	Time
1	Crowley, Jeremiah	NYU	45.20 D3B
	21.54	23.66	
2	Wolinski, Tomasz	STEV	46.01 28.0
	22.32	23.69	
3	Hanak, Shawn	STEV	46.08 27.0
	21.97	24.11	
4	Noga, Nick	STEV	46.89 26.0
	22.77	24.12	
5	Phillips, Max	NYU	46.94 25.0
	22.54	24.40	
6	Savory, Lee	SFC	47.25 24.0
	22.58	24.67	
7	Hessler, Tyler	STEV	47.51 23.0
	22.97	24.54	
8	Xu, Alex	STEV	47.62 22.0
	22.98	24.64	
9	Davis, Eli	STEV	47.69 20.0
	22.73	24.96	
10	Hernandez, Henry	STEV	47.73 17.0
	22.81	24.92	
11	Talbott, Cole	NYU	47.98 16.0
	23.29	24.69	
12	Huyett, Joe	STEV	48.03 15.0
	22.82	25.21	
13	Woodhead, Bryan	OLDW	48.19 14.0
	23.19	25.00	
14	Christerson, Jakob	SFC	48.34 13.0
	23.22	25.12	

15	Lau, Jacky	BAR	48.41 12.0
	22.92	25.49	
16	McGinty, Scott	FAIR	48.52 11.0
	23.64	24.88	
17	Lechner, Nick	NYU	48.76 9.0
	23.32	25.44	
18	Klages, Ryan	MAN	48.78 7.0
	23.31	25.47	
19	Pepaj, Jon	SFC	48.81 6.0
	23.83	24.98	
20	Livingstone, Garet	SFC	49.21 5.0
	23.09	26.12	
21	Distler, Matthew	NP	49.43 4.0
	23.70	25.73	
22	Cook, Jeff	FAIR	49.53 3.0
	23.25	26.28	
23	D'Ortenzio, Peter	AU	49.54 2.0
	23.73	25.81	
24	Reyes, Christopher	MAN	49.59 1.0
	23.81	25.78	
25	Rein, John	ONEO	49.75
	23.96	25.79	
26	Isaacs, Scott	MAN	49.88
	23.59	26.29	
27	Walsh, Ryan	ONEO	50.03
	23.62	26.41	
28	Donaghy, Daniel	ONEO	50.34
	23.84	26.50	
29	Travcar, Andrew	FAIR	50.37
	24.32	26.05	
30	Chang, James	BAR	50.43
	23.71	26.72	
31	Zenir, Luke	NP	50.50
	23.95	26.55	
32	Theophilidis, Gerr	AU	50.57
	24.31	26.26	
33	Mazur, Zachary	AU	50.71
	24.28	26.43	
34	Franchi, Anthony	ONEO	50.81
	23.52	27.29	
35	Dougherty, Thoma	MAN	51.03
	24.46	26.57	
36	Mignano, Dominic	SFC	51.10
	23.61	27.49	
37	Klingener, Corey	SFC	51.12
	24.42	26.70	
38	Bellotti, John	AU	51.21
	24.08	27.13	
39	Zenere, Giorgio	AMERU	51.41
	24.71	26.70	
40	Dalia, Michael	MAN	51.62
	24.22	27.40	
41	Comeau, Zach	ONEO	51.94
	24.39	27.55	
42	Russo, Cameron R	OLDW	52.04
	24.49	27.55	



ECAC WINTER CHAMPIONSHIP 2013 - 12/6/2013 to 12/8/2013

www.besmarttinc.com for meet results and more

Follow BE Smartt Inc on Facebook & Twitter

Results - ECAC WINTER CHAMPIONSHIP

#10 Men 100 Yard Free

43	Simonson, Patrick	MAN	52.42
	25.08	27.34	
44	Condon, Dan	ONEO	52.67
	24.49	28.18	
45	Collins, Austin	NP	52.70
	24.70	28.00	
46	Polanco, Chris	LEH	52.71
	24.92	27.79	
47	Grant, Andrew	NP	52.78
	25.53	27.25	
48	Lindgren, Ryan	NP	52.80
	24.82	27.98	
49	Hubbell, Peter	MAN	52.91
	24.52	28.39	
50	Woych, Phil	NP	54.03
	25.92	28.11	
51	Orkins, Pat	FAIR	54.22
	26.04	28.18	
52	Henne, Daniel	AU	54.72
	25.55	29.17	
53	Sacchetti, Frank	SFC	55.01
	26.05	28.96	
54	Haxhaj, Shpresim	BAR	55.33
	27.52	27.81	
55	Guerra, Jeremy	LEH	55.48
	26.42	29.06	
56	Bryan, Kareem Br	OLDW	55.99
	26.79	29.20	
57	Fitzgerald, Thomas	MAN	56.03
	26.68	29.35	
58	Wisniewski, John	SFC	56.51
	27.38	29.13	
59	Chu, Justin Chu	OLDW	56.62
	27.17	29.45	
60	Giovanniello, Micl	AU	57.34
	27.51	29.83	
61	Kellarakas, Takis	OLDW	57.91
	28.96	28.95	
62	McCormick, Timo	SFC	58.78
	28.91	29.87	
63	Rice, Tim	OLDW	59.03
	28.69	30.34	
64	Fryer, James	NP	59.74
	28.54	31.20	
65	Patrizi, Santino	OLDW	1:00.20
66	Abatelli, Zachary	OLDW	1:01.43
	28.89	32.54	
67	Bayne, Michael	OLDW	1:02.01
	28.89	33.12	
68	Agun, Aaron	SFC	1:02.47
	28.85	33.62	
69	Parziale, Michael	OLDW	1:10.34
	32.30	38.04	

---	Oo, Ray	NYU	X47.55
	22.74	24.81	
---	Bui, Andrew	NYU	X48.67
	23.40	25.27	
---	Libert, Keith	STEV	X48.88
	23.19	25.69	
---	Maquet, Alexander	NYU	X49.03
	23.19	25.84	
---	Turnbull, Steven	NYU	X49.10
	23.24	25.86	
---	Arora, Arjun	NYU	X49.30
	23.38	25.92	
---	Brown, Michael	NYU	X49.32
	23.99	25.33	
---	Arcuri, Conor	STEV	X49.53
	23.71	25.82	
---	Hodges, Rio	NYU	X49.68
	23.41	26.27	
---	Pergolizzi, Zach	STEV	X50.08
	24.02	26.06	
---	Olivas, Brandon	NYU	X50.80
	24.51	26.29	
---	Lau, Johann	STEV	X51.08
	24.03	27.05	
---	Collins, Jonathan	STEV	X51.42
	25.00	26.42	
---	Knight, Henry	NYU	X51.98
	24.34	27.64	
---	Schlesier, Brett	ONEO	X59.84
	28.21	31.63	
---	Perovic, Idris	LEH	NS
---	Mauro, Thomas	OLDW	SCR
---	Carelli, Tyler Carel	OLDW	SCR
---	Chan, Johnny	MAN	SCR

#11 Women 200 Yard Fly
1:56.90 D3A
2:08.59 D3B

Name	Team Finals Time		
1	York, Amanda	SC	2:09.66 32.0
	28.82	32.43	33.88 34.53
2	Kudlac, Kaitlin	AMERU	2:09.71 28.0
	29.39	32.47	33.66 34.19
3	Heinbach, Elizabet	STEV	2:09.98 27.0
	28.78	32.84	33.84 34.52
4	Kagami, Juliana	SFC	2:10.10 26.0
	29.58	32.91	33.09 34.52
5	Giostra, Lindsey	NYU	2:11.02 25.0
	28.63	33.28	33.86 35.25
6	Kallansrude, Kimb	NP	2:12.21 24.0
	30.02	33.70	34.18 34.31
7	Kostin, Joanna	NYU	2:12.74 23.0
	28.89	33.17	35.35 35.33
8	Dorgan, Brenna	NYU	2:12.75 22.0
	28.82	33.41	34.93 35.59

9	McClure, Maria	STEV	2:12.95 20.0
	29.26	33.63	35.01 35.05
10	Rooker, Sharon	STEV	2:13.24 17.0
	28.89	33.04	34.06 37.25
11	Carideo, Emily	SC	2:13.37 16.0
	29.34	33.59	34.65 35.79
12	Medina, Jacque	SC	2:13.54 15.0
	30.57	32.51	34.47 35.99
13	Rusiewski, Nina	NYU	2:14.24 14.0
	29.19	33.29	34.60 37.16
14	Heaton, Maggie	NP	2:17.87 13.0
	29.80	33.97	35.98 38.12
15	Ruf, Kelly	ONEO	2:18.37 12.0
	30.03	34.72	36.29 37.33
16	Giraldo, Daniela	BAR	2:20.06 11.0
	31.04	34.38	37.30 37.34
17	Smoak, Ali	NP	2:21.46 9.0
	30.51	35.41	37.74 37.80
18	Chocko, Hillary	ONEO	2:23.06 7.0
	30.38	35.59	37.47 39.62
19	Terzano, Gabrielle	AU	2:23.66 6.0
	31.51	36.54	37.71 37.90
20	Kuzniewski, Mega	FAIR	2:25.22 5.0
	31.33	36.32	38.93 38.64
21	Martinez, Adrianna	BAR	2:29.18 4.0
	32.08	36.95	40.19 39.96
22	Cherry, Christen	SC	2:30.45 3.0
	32.77	37.08	39.68 40.92
23	Cummings, Rachael	NP	2:30.86 2.0
	32.24	37.48	39.92 41.22
24	McCurdy, Morgan	AU	2:32.09 1.0
	33.63	38.45	40.39 39.62
25	Sciarrotto, Lauren	MAN	2:35.62
	31.68	37.95	42.57 43.42
26	Carter, Emily	ONEO	2:37.69
	34.70	38.21	41.79 42.99
27	Zollo, Gabrielle	SJCLI	2:39.86
	33.96	39.29	42.18 44.43
28	McGrane, Kylee	CMSV	2:47.61
	36.40	41.89	45.50 43.82
29	McEvoy Lee, Cou	HUNT	2:52.14
	34.70	42.21	49.93 45.30
---	Molinelli, Emily	NYU	X2:16.98
	30.51	33.45	36.23 36.79
---	McCartney, Theres	NYU	X2:17.21
	29.52	33.70	35.25 38.74
---	Sorensen-Graham,	NYU	X2:33.04
	31.98	37.85	41.42 41.79
---	Marsiello, Lauren	NP	X2:40.70
	33.74	38.06	43.11 45.79
---	Pero, Lindsey	HUNT	DFS



ECAC WINTER CHAMPIONSHIP 2013 - 12/6/2013 to 12/8/2013

www.besmarttinc.com for meet results and more

Follow BE Smartt Inc on Facebook & Twitter

Results - ECAC WINTER CHAMPIONSHIP

#12 Men 200 Yard Fly

1:46.31 D3A

1:53.87 D3B

Name	Team	Finals Time	
1 Bo, Jason	NYU	1:53.20	D3B
25.31	28.95	29.38	29.56
2 Hu, Price	STEV	1:53.73	D3B
25.89	28.60	29.68	29.56
3 Lefeber, Joshua	STEV	1:54.89	27.0
24.87	28.39	29.97	31.66
4 Tay, Daniel	NYU	1:55.10	26.0
24.64	28.31	29.73	32.42
5 Rees, Jack	STEV	1:55.25	25.0
25.38	28.71	29.27	31.89
6 Young, Austen	STEV	1:56.10	24.0
24.86	29.29	29.88	32.07
7 Yue, Ryan	NYU	1:56.21	23.0
26.02	28.85	30.26	31.08
8 Epperly, Mitchel	STEV	1:56.99	22.0
26.07	30.22	30.73	29.97
9 Llewellyn, Richard	MAN	1:58.17	20.0
25.51	29.04	31.41	32.21
10 Talbott, Cole	NYU	1:58.67	17.0
26.93	30.67	30.68	30.39
11 Santiago, Lucas	ONEO	1:59.14	16.0
26.27	30.17	31.15	31.55
12 Parker, Cody	FAIR	2:00.42	15.0
26.36	30.31	30.91	32.84
13 DiMaria, Michael	MAN	2:01.85	14.0
26.82	30.44	31.35	33.24
14 Pennington, Justus	NYU	2:02.21	13.0
26.54	30.37	31.78	33.52
15 Borgogone, Brett	FAIR	2:03.82	12.0
27.59	30.97	32.27	32.99
16 Sweeney, Patrick	MAN	2:04.15	11.0
26.67	31.32	31.74	34.42
17 Ankers, Chad	AU	2:04.85	9.0
26.78	31.00	33.50	33.57
18 Reed, Andrew	SFC	2:05.26	7.0
26.54	31.47	33.28	33.97
19 Galusha, Cody	ONEO	2:07.22	6.0
27.17	31.36	33.38	35.31
20 Preda, Anthony	LEH	2:08.08	5.0
27.66	31.00	32.05	37.37
21 Cahn, Robert	NP	2:08.86	4.0
28.03	31.84	33.66	35.33
22 Penteck, Stephen	ONEO	2:10.11	3.0
27.64	31.64	33.98	36.85
23 Cooke, Ethan	NP	2:11.39	2.0
28.18	33.24	33.66	36.31
24 Brown, Rene	SFC	2:13.36	1.0
27.16	32.81	35.38	38.01
25 Alonso, Carlos	LEH	2:16.40	
28.13	33.75	36.38	38.14

26 Mernica, Enes	LEH	2:22.84	
30.79	35.15	38.07	38.83
27 Walpole, Ryan	AU	2:52.34	
33.11	43.19	47.83	48.21
--- Daly, Connor	FAIR	SCR	

#13 Women 200 Yard Breast

2:14.96 D3A

2:24.39 D3B

Name	Team	Finals Time	
1 Geyer, Brittany	STEV	2:17.47	D3B
30.65	34.54	36.11	36.17
2 Danchak, Alexis	AMERU	2:26.80	28.0
32.89	37.55	37.81	38.55
3 Webber, Katie	NYU	2:26.86	27.0
31.85	36.56	38.76	39.69
4 Kierencew, Michel	NYU	2:27.22	26.0
31.74	36.02	38.11	41.35
5 Reynoso, Jessica	SFC	2:27.25	25.0
32.91	37.24	38.08	39.02
6 Helin, Kelsey	SC	2:27.81	24.0
32.66	37.35	38.44	39.36
7 Giostra, Lindsey	NYU	2:27.86	23.0
33.24	37.62	38.68	38.32
8 Piper, Elena	STEV	2:28.06	22.0
32.01	36.54	38.58	40.93
9 Gibbs, Elise	NYU	2:28.73	20.0
32.87	37.14	38.60	40.12
10 Corley, Ashley	NYU	2:28.87	17.0
32.93	38.09	39.22	38.63
11 Sung, Julia	BAR	2:28.91	16.0
33.53	37.27	38.66	39.45
12 Granan, Samantha	NP	2:29.89	15.0
33.16	37.04	39.00	40.69
13 Lawlor, Suzy	FAIR	2:29.99	14.0
32.60	37.08	39.64	40.67
14 Borutecene, Gabrice	NYU	2:30.26	13.0
33.78	37.31	39.15	40.02
15 Hovey, Emily	SC	2:31.11	12.0
33.95	38.68	38.44	40.04
16 Lusk, Christine	NYU	2:31.60	11.0
33.70	38.22	39.50	40.18
17 Christenson, Katly	STEV	2:32.73	9.0
33.80	38.40	40.08	40.45
18 Pedrick, Emily	FAIR	2:32.79	7.0
34.86	38.68	39.73	39.52
19 Miller, Dory	SC	2:36.05	6.0
34.20	38.93	41.20	41.72
20 Vermeersch, Krista	NP	2:36.48	5.0
33.53	38.46	41.41	43.08
21 Schools, Sierra	NP	2:36.95	4.0
34.55	38.84	41.17	42.39
22 Dunn, Rebecca	STEV	2:36.98	3.0
33.77	39.25	41.45	42.51
23 Guinee, Meghan	FAIR	2:37.48	2.0
34.65	38.53	41.23	43.07

24 Lynch, Amanda	NP	2:37.52	1.0
34.92	38.81	41.25	42.54
25 Daly, Lauren	SC	2:37.62	
32.86	37.94	42.13	44.69
26 Borrelli, Alexander	STEV	2:38.54	
35.05	39.44	41.52	42.53
27 Lim, Sally	BAR	2:41.29	
37.02	40.84	41.56	41.87
28 Vanella, Laura	AU	2:42.69	
36.68	41.52	42.17	42.32
29 Difilippo, Nicole	ONEO	2:45.34	
35.83	41.61	43.29	44.61
30 Latino, Danielle	FAIR	2:47.78	
36.20	41.98	44.90	44.70
31 Wells, Britney	ONEO	2:49.67	
37.58	41.38	44.80	45.91
32 McTigue, Ellen	MAN	2:50.06	
37.31	42.63	45.24	44.88
33 Garry, Rachel	AU	2:51.39	
38.75	43.49	44.42	44.73
34 Mares, Rebecca	SFC	2:53.15	
37.40	42.93	45.33	47.49
35 DiPaola, Emily	HUNT	2:56.40	
37.93	43.87	46.70	47.90
36 Sung, Amy	BAR	3:00.09	
38.42	45.03	47.68	48.96
37 Baltazar, Brook	CMSV	3:01.04	
38.97	45.08	47.97	49.02
38 Orchowski, Emily	MAN	3:03.41	
40.10	45.90	48.23	49.18
39 Barone, Melanie	OLDW	3:14.89	
43.35	49.03	50.94	51.57
40 Megherian, Emily	AU	3:17.12	
41.71	50.39	53.20	51.82
41 Guerra, Janece	SJCLI	3:26.39	
45.09	51.87	54.01	55.42
--- Sanders, Emily	NYU	X2:30.54	
33.58	38.28	39.48	39.20
--- Molinelli, Emily	NYU	X2:32.75	
34.98	38.01	40.02	39.74
--- Carter, Kelsie	NYU	X2:33.50	
33.23	38.42	40.67	41.18
--- Lochner, Hannah	NYU	X2:42.62	
35.18	39.51	42.76	45.17
--- Rouchou, Lauren	BAR	DFS	
--- L'Heureux, Vanessa	MAN	NS	
--- Vacchiano, Callie	FAIR	NS	

#14 Men 200 Yard Breast

1:58.55 D3A

2:06.71 D3B

Name	Team	Finals Time	
1 Kendall, Matt	NYU	2:04.15	D3B
28.22	31.40	31.85	32.68
2 Taffet, Charlie	AMERU	2:04.36	D3B
28.59	31.51	31.79	32.47



ECAC WINTER CHAMPIONSHIP 2013 - 12/6/2013 to 12/8/2013

www.besmarttinc.com for meet results and more

Follow BE Smartt Inc on Facebook & Twitter

Results - ECAC WINTER CHAMPIONSHIP

#14 Men 200 Yard Breast

3	Pilcher, Dane	STEV	2:05.97	D3B	28.31	31.78	32.76	33.12
4	Parker, Jake	NYU	2:06.62	D3B	28.30	31.86	32.94	33.52
5	Mackay, Michael	MAN	2:09.37	25.0	29.16	32.15	33.50	34.56
6	Ching, Benjamin	NYU	2:10.01	24.0	29.04	32.08	33.72	35.17
7	Koukharevitch, Al	NYU	2:12.62	23.0	28.69	33.38	34.46	36.09
8	Cudahy, Sean	AMERU	2:12.65	22.0	30.79	33.84	34.00	34.02
9	Daly, Dennis	MAN	2:13.41	20.0	28.97	33.30	34.47	36.67
10	Bond, Kevin	AMERU	2:13.47	17.0	30.23	34.04	34.66	34.54
11	Christerson, Jakob	SFC	2:14.73	16.0	29.65	33.28	34.83	36.97
12	Bozzi, Frank	NYU	2:17.63	15.0	29.74	34.21	36.28	37.40
13	Hu, Price	STEV	2:18.17	14.0	30.88	34.57	36.46	36.26
14	Mayer, Michael	AU	2:19.01	13.0	30.06	35.53	36.71	36.71
15	Kelly, Conor	ONEO	2:19.87	12.0	29.72	35.16	37.44	37.55
16	Delpino, Nick	MAN	2:21.24	11.0	31.53	35.50	36.24	37.97
17	Gurskiy, Vitaut	NP	2:23.50	9.0	29.83	35.37	38.70	39.60
18	Anderson, Tom	NP	2:24.47	7.0	32.03	37.28	38.36	36.80
19	Kett, Kevin	FAIR	2:25.98	6.0	32.20	36.27	38.65	38.86
20	Alfultis, Matt	NP	2:26.36	5.0	31.55	38.06	39.54	37.21
21	Lindgren, Ryan	NP	2:26.61	4.0	31.64	36.82	38.52	39.63
22	Newell, Michael	ONEO	2:28.06	3.0	32.54	37.56	39.25	38.71
23	Orlando, Michael	SFC	2:28.16	2.0	30.99	35.60	39.50	42.07
24	Heilmann, Alex	ONEO	2:28.86	1.0	32.66	37.65	39.26	39.29
25	Straub, Richard	FAIR	2:29.18		30.76	36.61	40.28	41.53
26	Chu, Justin Chu	OLDW	2:31.26		32.90	36.60	39.74	42.02
27	Grippio, Joseph	AU	2:41.55		35.16	40.15	42.08	44.16
28	Czuy, Mark	LEH	2:44.46		35.50	40.82	43.44	44.70
---	Wiesel, Phillip	NYU	X2:13.23		28.44	33.16	35.18	36.45


---	Chen, Alex	STEV	X2:13.34		29.43	33.12	34.67	36.12
---	Maquet, Alexander	NYU	X2:14.00		29.34	33.20	35.20	36.26
---	Schott, Peter	NYU	X2:20.27		31.42	35.29	36.29	37.27

#15 Women 800 Yard Free Relay

7:42.29 D3B

Team	Relay	Finals Time	
1 NP	A	7:45.20	64.0
		26.71	55.86
		26.87	56.02
		27.04	56.95
		25.98	55.64
2 SC	A	7:49.84	56.0
	Medina, Jacque	Fletcher, Maggie	
	Love, Shannon	Carideo, Emily	
		27.88	57.55
		26.28	55.56
		25.81	55.40
		27.05	56.67
3 STEV	A	7:50.39	54.0
	Heinbach, Elizabeth	Miller, Nicole	
	Geyer, Brittany	Caruso, Danielle	
		27.88	58.07
		26.71	56.85
		26.49	56.49
		26.24	55.20
4 NYU	A	7:51.51	52.0
	Kostin, Joanna	Ingerson, Allegra	
	Matuszyk, Grace	Borutecene, Gabrielle	
		27.82	57.77
		14.81	55.72
		26.34	56.09
		26.38	56.62
5 AMERU	A	7:54.53	50.0
	Wood, Paris	Kudlac, Kaitlin	
	Danchak, Alexis	Cavano, Julianna	
		26.92	56.34
		27.54	57.58
		27.47	58.80
		26.39	56.11
6 SFC	A	8:04.84	48.0
	Kuczynski, Anne	Hernandez, Kristina	
	Sweeney, Brooke	Reynoso, Jessica	
		27.74	57.44
		27.44	57.81
		27.85	59.55
		27.00	56.91

7 FAIR	A	8:06.26	46.0
	Osmulski, Margaret	Acompora, Alyssa	
	LaBerge, Meredith	Ansani, Kate	
		28.10	58.20
		27.36	58.13
		16.09	58.95
		28.34	59.89
8 ONEO	A	8:17.25	44.0
	Waldrop, Taylor	Erickson, Melissa	
	Zentko, Lauren	Shepard, Chandler	
		28.88	1:00.11
		28.92	1:01.00
		27.65	58.80
		26.86	57.90
9 AU	A	8:23.57	40.0
	Miller, Heather	Harney, Kate	
	Terzano, Gabrielle	Dreiss, Danielle	
		29.41	1:02.60
		28.38	59.99
		15.66	59.24
		27.48	58.20
10 MAN	A	8:33.97	34.0
	Brown, Madison	Raccioppi, Paige	
	Colton, Patricia	Geissler, Kimberly	
		29.83	1:02.11
		28.30	1:00.42
		28.16	1:02.11
11 BAR	A	9:09.68	32.0
	Martinez, Adrianna	Giraldo, Daniela	
	Fricchione, Julianna	Lim, Sally	
		30.28	1:04.29
		29.29	1:03.48
		32.18	1:09.15
		29.90	1:03.87
12 SJCLI	A	9:21.84	30.0
	Ouzounian, Lauren	Zollo, Gabrielle	
	Mazza, Kimberly	Nocco, Melissa	
		30.25	1:04.09
		31.75	1:07.65
		31.33	1:08.02
		31.09	1:07.04
13 HUNT	A	9:59.78	28.0
	Mapoy, Helena	McEvoy Lee, Courtney	
	DiPaola, Emily	Iken, Amanda	
		33.84	1:13.62
		33.76	1:13.16
		31.52	1:07.55
		32.54	1:09.54



ECAC WINTER CHAMPIONSHIP 2013 - 12/6/2013 to 12/8/2013

www.besmarttinc.com for meet results and more

Follow BE Smartt Inc on Facebook & Twitter

Results - ECAC WINTER CHAMPIONSHIP

#16 Men 800 Yard Free Relay

6:52.42 D3B

Team	Relay	Finals Time	
1 STEV	A	6:50.03	D3B
		Xu, Alex	Lefeber, Joshua
		Wolinski, Tomasz	Noga, Nick
		24.21	50.85 1:17.74 1:44.67
		23.70	49.67 1:16.03 1:43.24
		23.02	49.36 1:16.24 1:42.00
		22.77	47.99 1:13.41 1:40.12
2 NYU	A	6:50.93	D3B
		Crowley, Jeremiah	Bo, Jason
		Louie, Ethan	Phillips, Max
		23.54	48.81 1:14.56 1:40.86
		23.36	49.65 1:17.23 1:44.93
		23.45	49.43 1:16.88 1:43.98
		22.72	47.77 1:13.97 1:41.16
3 MAN	A	7:11.02	54.0
		Klages, Ryan	Llewellyn, Richard
		Sweeney, Patrick	Neuendorf, Lance
		24.55	51.37 1:18.89 1:46.71
		24.24	50.84 1:19.20 1:47.38
		23.91	50.72 1:19.33 1:48.18
		24.38	52.04 1:20.38 1:48.75
4 ONEO	A	7:14.59	52.0
		Donaghy, Daniel	Penteck, Stephen
		Santiago, Lucas	Galan, Joseph
		25.33	52.71 1:20.11 1:48.22
		24.50	51.70 1:20.71 1:50.13
		24.80	53.26 1:21.67 1:49.61
		23.94	50.87 1:18.35 1:46.63
5 FAIR	A	7:17.83	50.0
		Cook, Jeff	Daly, Connor
		McGinty, Scott	Parker, Cody
		25.27	52.72 1:19.65 1:46.70
		24.42	52.54 1:20.77 1:48.27
		25.98	54.66 1:23.36 1:52.90
		25.49	53.37 1:21.52 1:49.96
6 NP	A	7:18.82	48.0
		25.32	53.16 1:20.91 1:48.19
		24.48	51.91 1:19.76 1:47.32
		24.54	52.85 1:22.29 1:52.14
		24.60	52.37 1:21.50 1:51.17
7 AMERU	A	7:19.04	46.0
		Bond, Kevin	Taffet, Charlie
		Zenere, Giorgio	Korth, Kilian
		24.03	50.34 1:17.05 1:44.07
		24.84	52.12 1:20.97 1:50.14
		26.19	55.53 1:25.00 1:54.06
		25.33	53.21 1:22.11 1:50.77

8 SFC	A	7:21.04	44.0
		Christerson, Jakob	Livingstone, Gareth
		Savory, Lee	Pepaj, Jon
		24.77	51.82 1:19.68 1:47.71
		23.57	50.34 1:19.38 1:49.49
		25.39	54.08 1:23.95 1:53.35
		24.33	52.08 1:21.36 1:50.49
9 AU	A	7:33.11	40.0
		D'Ortenzio, Peter	Mazur, Zachary
		Ankers, Chad	Theophilidis, Gerry
		25.35	53.18 1:21.10 1:48.97
		25.47	55.52 1:26.83 1:58.06
		24.68	52.70 1:21.46 1:51.19
		25.95	55.37 1:25.14 1:54.89
---	LEH	A	SCR

Scores - Women

Women - Team Rankings - Through Event 16

1. New York University	620.5
2. Stevens Institute of Technolog	504.5
3. Siena College	392
4. Suny New Paltz	298
5. Fairfield University	296
6. St. Francis College	224
7. American University Swimming	216
8. Suny Oneonta	151
9. Baruch College	135
10. Columbia Women's Swimming	114
11. Manhattan College Jaspers	99
12. Adelphi University	88
13. St Joseph College Long Island	56
14. College of Mount Saint Vincent	30
15. Hunter College	28
16. Lehman College Lightning	24
17. Suny College at Old Westbury	22

Scores - Men

Men - Team Rankings - Through Event 16

1. New York University	655
2. Stevens Institute of Technolog	604
3. Suny Oneonta	321
4. Manhattan College Jaspers	270
5. Fairfield University	269
6. St. Francis College	235
7. American University Swimming	215
8. Suny New Paltz	196
9. Adelphi University	106
10. Lehman College Lightning	70
11. Baruch College	63
12. New Jersey Institute of Tech	56
13. Suny College at Old Westbury	46

