

## ECAC WINTER CHAMPIONSHIP 2013 - 12/6/2013 to 12/8/2013

www.besmarttinc.com for meet results and more

Follow BE Smartt Inc on Facebook &amp; Twitter

## Results

## #1 Women 200 Yard Medley Relay

1:46.60 D3B


Team	Relay	Finals Time	
1 NYU	A	1:46.39	D3B
Doerner, Emily		Webber, Katie	
Traub, Krista		Wang, Sela	
26.91	29.82	25.72	23.94
2 STEV	A	1:47.43	56.0
Rooker, Sharon		Geyer, Brittany	
McClure, Maria		Rutledge, Jenn	
27.95	29.33	26.52	23.63
3 SFC	A	1:49.93	54.0
Sweeney, Brooke		Reynoso, Jessica	
Kagami, Juliana		Kuczynski, Anne	
28.28	30.19	26.18	25.28
4 SC	A	1:50.35	52.0
Canavan, Katherine		Helin, Kelsey	
York, Amanda		Love, Shannon	
28.78	30.80	26.82	23.95
5 NP	A	1:51.07	50.0
Griger, Cassidy		Granam, Samantha	
Kallansrude, Kimberly		Scalise, Victoria	
28.84	30.83	27.16	24.24
6 AMERU	A	1:51.83	48.0
Cavano, Julianna		Danchak, Alexis	
Kudlac, Kaitlin		Wood, Paris	
27.57	31.85	27.91	24.50
7 BAR	A	1:53.35	46.0
Lee, Rose		Sung, Julia	
Lim, Sally		Marquez, Daniela	
28.78	30.87	27.87	25.83
8 FAIR	A	1:53.37	44.0
Mulligan, Kelly		Lawlor, Suzy	
Osmulski, Margaret		Avery, Liz	
29.48	31.03	27.11	25.75
9 COL	A	1:53.59	40.0
Stanley, Kate		Feeley, Ellie	
Zebker, Molly		Tougas, Kristy	
29.93	31.35	27.57	24.74
10 ONEO	A	1:56.83	34.0
Poliachik, Alexxa		Difilippo, Nicole	
Zentko, Lauren		Greco, Sarah	
30.63	32.95	27.85	25.40
11 MAN	A	1:58.94	32.0
Brown, Madison		L'Heureux, Vanessa	
Schuermann, Kerry		Colton, Patricia	
30.06	34.34	28.44	26.10
12 AU	A	2:01.07	30.0
Miller, Heather		Vanella, Laura	
Terzano, Gabrielle		Harney, Kate	
32.44	34.70	28.91	25.02
13 CMSV	A	2:07.51	28.0
Maloney, Erin		Baltazar, Brook	
McGrane, Kylee		Libby, Janna	
32.49	37.75	28.98	28.29

14 SJCLI	A	2:10.70	26.0
Ouzounian, Lauren		Mazza, Kimberly	
Zollo, Gabrielle		Nocco, Melissa	
32.08	39.18	30.72	28.72
15 LEH	A	2:12.84	24.0
Ovalles, Melody		Oladele, Elizabeth	
Michalatos, Victoria		Navarrete, Adriana	
32.69	43.30	28.98	27.87
16 OLDW	A	2:15.19	22.0
O'Hagan, Jessie O'Hagan		Barone, Melanie	
Woodhead, Sandi		McGinn, Hayley	
32.80	42.28	29.03	31.08
--- STEV	B	x1:50.00	
Chow, Tiffany		Piper, Elena	
Miller, Nicole		Lawson, April	
28.53	30.65	26.93	23.89
--- NP	B	x1:53.27	
O'Connor, Casey		Vermeersch, Krista	
Graffin, Ella		Papetti, Zoe	
29.09	31.65	27.03	25.50
--- SC	B	x1:54.36	
Hovey, Emily		Daly, Lauren	
Carideo, Emily		Tricarico, Dana	
28.71	32.02	27.89	25.74
--- ONEO	B	x1:59.84	
Higgins, Kristin		Wells, Britney	
Chocko, Hillary		Cahill, Carly	
31.31	34.13	28.52	25.88
--- MAN	B	x1:59.99	
Schatz, Michaela		McTigue, Ellen	
Raccioppi, Paige		Buckley, Sara	
31.17	34.71	28.68	25.43
--- FAIR	B	x2:00.02	
Kraus, Katherine		Guinee, Meghan	
Kuzniewski, Megan		Pleban, Michelle	
31.69	32.70	30.15	25.48
--- SJCLI	B	x2:40.54	
Waters, Lorena		Guerra, Janece	
Cannon, Gabriella		Donin, Alexis	
43.29	44.27	33.03	39.95
--- NYU	B	DQ	
Kierencew, Michelle		Gibbs, Elise	
Aiello, Akemi		Pereira, Sydney	
28.15	31.23	26.32	23.88
--- CMSV	B	SCR	
Gomez, Kim		Gabelmann, Hannah	
Haddican, Jesse		Begum, Rubia	
--- OLDW	B	SCR	
Heath, Rachel		Gedeon, Luccranie	
Pizarro, Tatianna		Kavitsky, Larissa	

## #2 Men 200 Yard Medley Relay

1:32.91 D3B

Team	Relay	Finals Time	
1 NYU	A	1:31.79	D3B
Wu, Charles		Kendall, Matt	
Tay, Daniel		Crowley, Jeremiah	
23.88	25.89	22.20	19.82
2 STEV	A	1:32.11	D3B
Sun, Ravi		Lefeber, Joshua	
Rees, Jack		Hessler, Tyler	
23.87	25.65	22.69	19.90
3 MAN	A	1:37.09	54.0
Neuendorf, Lance		Mackay, Michael	
Reyes, Christopher		Klages, Ryan	
25.41	26.36	23.74	21.58
4 AMERU	A	1:37.58	52.0
Ballance, Bobby		Taffet, Charlie	
Bond, Kevin		Korth, Kilian	
24.00	26.49	25.39	21.70
5 SFC	A	1:39.35	50.0
Livingstone, Gareth		Christerson, Jakob	
Pepaj, Jon		Savory, Lee	
26.93	27.28	23.94	21.20
6 BAR	A	1:40.82	48.0
Lau, Jacky		Matskovsky, Michael	
Donis, Daniel		Chang, James	
25.55	29.14	24.51	21.62
7 LEH	A	1:40.96	46.0
Peralta, Ramon		Preda, Anthony	
Alonso, Carlos		Polanco, Chris	
25.19	26.75	25.99	23.03
8 ONEO	A	1:40.97	44.0
Morgan, Joseph		Kelly, Conor	
Walsh, Ryan		Rein, John	
26.69	27.46	24.01	22.81
9 FAIR	A	1:41.01	40.0
McGinty, Scott		Straub, Richard	
Parker, Cody		Cook, Jeff	
26.21	28.71	23.96	22.13
10 NP	A	1:42.21	34.0
Distler, Matthew		Gurskiy, Vitaut	
Cooke, Ethan		Zenir, Luke	
27.38	27.76	24.75	22.32
11 OLDW	A	1:44.90	32.0
Woodhead, Bryan Wood		Chu, Justin Chu	
Bryan, Kareem Bryan		Russo, Cameron Russo	
25.18	30.00	26.34	23.38
12 AU	A	1:45.86	30.0
Theophilidis, Gerry		Mayer, Michael	
Ankers, Chad		D'Ortenzio, Peter	
29.59	28.89	25.29	22.09
--- MAN	B	x1:37.32	
Treanor, Dallan		Daly, Dennis	
Sweeney, Patrick		Llewellyn, Richard	
24.41	26.52	24.64	21.75



## ECAC WINTER CHAMPIONSHIP 2013 - 12/6/2013 to 12/8/2013

www.besmarttinc.com for meet results and more

Follow BE Smartt Inc on Facebook &amp; Twitter

## Results

## #2 Men 200 Yard Medley Relay

---	NYU	B	x1:37.69	28.70	29.08	32.78	31.48	8	LaBerge, Meredith	FAIR	17:50.45	22.0	
	Chin, Bobby	Parker, Jake		31.84	33.65	30.76	33.32		29.94	32.09	31.93	32.13	
	Turnbull, Steven	Maquet, Alexander		31.67	32.20	32.91	30.87		32.36	32.30	32.24	32.23	
	25.37	27.37	23.53	32.90	31.34	32.15	32.91		32.45	32.58	32.44	32.46	
---	STEV	B	x1:38.74	30.90	33.25	31.93	32.55		32.72	32.42	32.63	32.72	
	Libert, Keith	Chen, Alex		32.93	30.37	33.43	31.84		32.66	32.96	32.58	32.92	
	Young, Austen	Pergolizzi, Zach		32.58	33.73	31.03	33.33		32.62	33.12	33.00	32.58	
	24.77	27.86	23.44	31.75	30.39	30.89	31.35		32.68	32.80	33.01	32.53	
---	NP	B	x1:45.15	30.26					32.83	32.52	32.39	32.05	
	Meyer, Brendan	Lindgren, Ryan							31.56				
	Anderson, Tom	Collins, Austin		4	Caruso, Danielle	STEV	17:35.50	D3B	9	Grace, Megan	SC	17:51.98	20.0
	28.51	28.45	25.25	27.96	30.00	30.64	31.00		29.37	31.91	32.33	32.76	
---	FAIR	B	x1:46.69	30.91	31.07	31.29	31.31		32.68	32.67	32.93	32.78	
	Rozanitis, Kyle	Kett, Kevin		31.27	31.79	31.13	31.83		32.85	32.72	32.75	32.96	
	Borgogone, Brett	Travcar, Andrew		32.20	32.27	32.08	32.40		32.83	32.71	32.53	32.36	
	27.53	30.61	25.58	32.46	32.68	33.17	32.80		32.53	32.53	32.52	32.48	
---	OLDW	B	x2:02.50	33.00	33.14	33.14	32.22		32.60	32.48	32.61	32.62	
	Mauro, Thomas	Patrizi, Santino		32.68	33.44	33.16	31.90		32.70	32.71	32.75	32.70	
	Rice, Tim	Abatelli, Zachary		32.95	33.22	32.28	32.26		32.69	32.52	32.68	32.13	
	30.85	37.44	28.70	31.85					31.59				
---	ONEO	B	DQ	5	Feeley, Ellie	COL	17:39.55	D3B	10	Hendershot, Claire	STEV	18:07.19	17.0
	Flessa, Kevin	Newell, Michael		29.34	31.69	32.41	31.97		29.47	32.18	33.00	33.31	
	Santiago, Lucas	Condon, Dan		31.41	31.79	31.41	32.08		33.40	33.27	33.31	33.34	
	25.97	30.88	24.13	31.80	32.36	32.38	31.83		33.28	33.23	33.28	33.57	
				31.37	32.45	32.98	32.71		33.25	33.48	33.23	33.47	
				33.27	32.13	31.96	32.65		33.37	33.12	32.97	33.37	
				32.80	32.51	32.23	32.26		33.25	33.44	33.37	33.19	
				32.43	32.50	31.98	32.73		33.05	32.74	32.92	32.70	
				32.29	32.29	31.94	31.59		32.54	32.27	33.15	32.56	
				32.01					31.11				
				6	Medina, Jacque	SC	17:43.49	24.0	11	Dorgan, Brenna	NYU	18:10.14	16.0
				29.41	31.82	32.55	32.47		27.90	31.34	32.40	32.60	
				32.55	32.67	32.64	32.48		32.47	32.56	32.50	33.06	
				32.51	32.47	32.61	32.57		33.19	32.81	33.07	32.99	
				32.62	32.49	32.36	32.56		33.04	33.31	33.34	33.18	
				32.62	32.73	32.36	32.36		33.73	33.42	33.83	33.57	
				32.27	32.44	32.22	32.37		33.59	33.79	33.68	33.74	
				32.39	32.22	32.27	32.11		33.60	33.85	33.59	33.56	
				32.15	32.00	31.85	31.43		34.07	34.09	33.08	32.98	
				30.92					32.21				
				7	Heinbach, Elizabet	STEV	17:44.23	23.0	12	Hernandez, Kristin	SFC	18:12.24	15.0
				28.68	31.05	31.65	32.06		28.74	31.19	31.55	32.34	
				32.07	32.20	32.21	32.20		32.66	33.00	33.31	33.26	
				32.16	32.26	32.40	32.73		32.81	33.35	33.44	33.52	
				32.50	32.57	32.62	32.51		33.71	33.35	33.57	33.37	
				32.38	32.43	32.32	32.59		33.78	33.43	33.33	32.86	
				32.59	32.65	32.59	32.57		34.24	33.32	33.58	34.43	
				32.19	32.37	32.45	32.68		33.85	34.25	34.13	34.56	
				32.55	32.59	32.70	32.77		34.09	33.32	32.82	32.33	
				31.94					30.75				


## #3 Women 1650 Yard Free

16:34.49 D3A

17:39.80 D3B

Name Team Finals Time

1	Kostin, Joanna	NYU	17:06.51	D3B
	28.61	30.63	31.27	31.05
	31.52	31.43	31.43	31.52
	31.20	31.55	31.11	31.28
	31.19	31.16	31.06	30.97
	31.17	30.77	31.07	31.09
	30.94	31.02	31.30	31.18
	31.19	31.30	31.18	31.32
	31.17	31.50	31.49	31.51
	30.33			
2	Allocco, Chelsea	NP	17:17.62	D3B
	28.90	30.90	31.33	31.31
	31.12	31.43	31.38	31.39
	31.34	31.38	31.13	31.61
	31.44	31.04	31.54	31.82
	31.47	31.80	32.08	31.39
	31.63	31.64	31.80	31.65
	32.04	32.19	31.74	31.70
	31.90	32.10	31.77	31.49
	30.17			




## ECAC WINTER CHAMPIONSHIP 2013 - 12/6/2013 to 12/8/2013

www.besmarttinc.com for meet results and more

Follow BE Smartt Inc on Facebook &amp; Twitter

## Results

#3 Women 1650 Yard Free				18 Fici, Ann				23 Ansani, Kate				
				NP	18:50.93	7.0	FAIR				19:05.30	2.0
13 Zentko, Lauren	ONEO	18:17.10	14.0	30.18	32.93	33.98	33.97	31.67	34.36	34.54	34.84	
				34.28	34.18	34.08	34.33	34.36	34.39	34.55	34.42	
				34.25	34.47	34.61	34.51	34.25	34.56	34.67	34.46	
				34.64	34.58	34.66	34.59	34.53	34.57	34.67	34.89	
				35.04	34.30	34.59	34.86	34.77	34.63	34.95	35.09	
				35.33	35.11	35.20	34.73	34.92	34.79	35.18	35.33	
				34.74	34.50	34.75	34.33	35.12	35.37	35.60	35.07	
				34.58	34.33	34.09	33.78	35.02	35.28	34.89	34.90	
				32.43				34.66				
14 Boland, Katie	COL	18:24.80	13.0	19 Ghostlaw, Niki	NP	18:51.86	6.0	24 Quirk, Tia	SFC	19:21.98	1.0	
				31.04	33.19	34.07	34.63	31.43	34.33	35.03	35.18	
				34.64	34.79	35.00	34.88	35.32	35.06	35.08	35.07	
				35.14	34.97	34.84	34.68	35.95	35.45	35.07	35.38	
				34.76	34.55	34.55	34.57	35.48	35.46	35.13	35.32	
				34.28	34.21	34.88	34.57	35.14	35.25	35.42	35.61	
				34.60	34.07	34.13	34.02	35.41	35.32	35.52	35.56	
				34.25	34.16	34.30	34.28	35.65	35.51	35.53	35.67	
				34.57	34.30	34.42	34.17	35.73	35.77	35.72	35.07	
				32.35				34.36				
15 Acompora, Alyssa	FAIR	18:27.61	12.0	20 Waldrop, Taylor	ONEO	18:56.13	5.0	25 Cummings, Rachael	NP	19:22.02		
				30.75	33.10	33.79	33.78	31.69	34.03	34.67	34.71	
				33.94	34.54	34.10	34.25	34.71	35.28	35.54	35.57	
				34.32	34.32	34.62	34.60	35.45	35.49	35.64	35.37	
				34.69	34.64	34.92	34.59	35.27	35.75	35.48	36.02	
				34.87	34.98	34.77	34.80	35.73	35.89	36.12	36.00	
				34.79	34.78	34.81	34.94	36.22	35.91	35.18	35.01	
				34.90	34.81	34.99	35.28	34.96	34.90	35.37	35.27	
				34.84	34.73	34.75	34.57	35.20	35.50	34.69	35.08	
				33.57				34.32				
16 Dreiss, Danielle	AU	18:28.17	11.0	21 Buyes, Kat	NP	19:00.96	4.0	26 Buelow, Kiersten	MAN	19:22.59		
				30.61	33.69	34.65	35.00	32.29	34.55	35.04	35.64	
				35.30	35.29	34.89	34.97	35.54	35.43	35.36	35.00	
				34.75	34.42	34.59	34.69	35.51	35.48	35.55	35.66	
				34.64	34.53	34.78	34.76	35.39	35.66	35.36	35.17	
				34.67	35.16	34.76	34.77	35.36	35.13	35.22	35.37	
				34.94	34.82	34.77	34.79	35.20	35.45	35.85	35.37	
				34.84	34.80	35.05	35.13	35.52	34.92	35.87	35.94	
				34.82	35.02	33.88	34.05	35.72	35.48	35.35	35.29	
				33.13				32.92				
17 Fraiman, Sivan	COL	18:35.41	9.0	22 Durma, Kelly	NP	19:01.65	3.0	27 Powell, Caroline	SC	19:35.56		
				30.72	33.10	34.02	34.23	32.01	34.22	34.91	35.35	
				34.51	34.66	34.77	34.92	35.18	35.26	35.05	35.27	
				34.68	34.86	35.22	35.04	35.13	35.23	35.22	35.36	
				34.81	34.95	34.99	35.21	35.58	35.52	35.57	35.73	
				34.87	34.82	34.84	35.05	35.47	35.54	35.97	35.96	
				35.04	34.99	35.23	34.93	36.01	35.81	35.96	36.30	
				34.83	35.06	34.84	34.68	36.43	36.40	36.45	36.45	
				34.86	35.00	34.54	34.25	36.95	36.60	36.52	36.50	
				33.13				35.65				



**ECAC WINTER CHAMPIONSHIP 2013 - 12/6/2013 to 12/8/2013**

[www.besmarttinc.com](http://www.besmarttinc.com) for meet results and more

Follow **BE Smartt Inc** on Facebook & Twitter

**Results**

**(#3 Women 1650 Yard Free)**

Name	Team	Time	Finals	Name	Team	Time	Finals	Name	Team	Time	Finals
28 Piampiano, Claire	ONEO	20:07.68		2 Lippert, Mark	STEV	16:08.49	D3B	7 Greener, Kevin	FAIR	16:58.33	23.0
31.88	35.35	36.29	36.69	26.02	28.25	29.43	29.52	27.65	29.95	30.31	30.62
36.71	36.64	36.16	36.22	29.50	29.75	29.56	29.73	30.62	30.83	30.66	30.96
36.57	37.32	36.53	37.08	29.86	29.88	29.92	29.46	30.84	30.77	30.84	30.90
36.84	36.78	36.74	36.74	29.62	29.96	29.92	30.13	30.34	30.87	31.13	30.74
36.94	36.66	36.40	37.13	29.53	29.09	29.53	30.38	31.23	30.49	30.53	31.30
36.87	36.88	36.90	36.92	29.32	29.33	29.91	30.29	31.01	31.73	32.10	31.98
36.88	37.13	36.68	37.20	29.88	29.94	29.67	29.56	31.38	31.82	31.71	30.90
37.34	37.31	37.13	36.95	30.19	28.97	28.70	27.79	31.32	31.03	30.85	30.94
35.82				25.90				29.98			
29 McCurdy, Morgan	AU	20:27.95		3 Arnott, Conner	STEV	16:27.06	27.0	8 Seffrin, Richard	NJIT	17:03.82	22.0
32.19	35.16	36.53	36.99	25.55	28.19	29.09	29.12	26.65	28.57	29.80	30.09
37.07	37.30	37.05	37.21	29.62	29.50	29.56	29.90	30.65	30.69	30.97	31.07
36.94	37.07	37.72	36.93	29.80	29.45	29.68	30.04	31.09	31.03	30.98	31.06
36.87	37.60	37.72	37.36	30.54	30.22	30.62	30.63	30.78	30.94	31.10	31.20
37.23	37.66	38.01	38.60	30.44	30.40	30.45	30.27	31.01	31.46	31.70	31.66
37.50	37.44	38.07	37.37	30.29	30.50	30.75	30.27	31.40	31.81	31.55	32.03
37.52	38.11	38.47	38.31	30.46	30.47	30.37	30.67	31.57	31.72	31.69	31.76
37.47	37.66	37.28	36.63	30.30	30.19	30.36	30.05	32.20	32.28	31.54	31.25
36.91				29.31				30.52			
--- Letellier, Lindsey	NYU	19:04.11		4 Yue, Ryan	NYU	16:30.18	26.0	9 Czar, Anthony	NJIT	17:04.20	20.0
30.44	33.10	33.80	34.29	25.68	27.94	29.16	29.73	27.01	29.32	29.84	30.28
35.09	34.86	35.04	35.35	29.58	29.24	29.56	29.79	30.32	30.18	30.45	30.51
34.95	34.78	35.50	35.08	29.81	29.73	29.79	29.97	30.56	30.95	31.00	30.92
35.15	34.65	35.63	35.04	30.12	30.43	30.60	30.33	31.27	31.22	31.25	31.07
35.72	34.72	34.25	34.20	30.09	30.38	30.39	30.51	31.45	31.20	31.43	31.47
33.76	34.62	34.72	34.71	30.41	30.62	31.01	30.44	31.79	31.65	31.61	31.52
34.87	34.97	35.23	35.08	30.84	30.67	30.88	30.83	31.63	31.98	32.12	31.84
35.38	35.12	35.07	35.43	30.88	30.33	30.83	30.46	31.37	32.07	32.33	31.89
33.51				29.15				30.70			
--- Zebker, Molly	COL	DFS		5 Spader, Jack	NP	16:56.34	25.0	10 Penteck, Stephen	ONEO	17:09.71	17.0
--- Boege, Hedda	NYU	SCR		27.45	29.36	29.56	30.05	28.13	31.29	31.80	31.27
				30.15	30.36	30.32	30.57	30.69	31.16	31.26	30.76
				30.81	30.83	30.47	30.50	31.41	30.81	31.15	30.92
				30.90	31.06	31.21	31.21	31.37	31.42	31.80	32.14
				30.45	31.00	31.20	31.36	31.99	32.03	31.89	31.33
				31.99	30.99	31.56	31.55	31.54	31.63	31.14	31.49
				31.35	32.49	31.30	31.55	31.34	31.47	31.46	31.56
				31.76	31.00	30.98	31.08	31.34	31.05	31.05	31.00
				29.92				29.02			
				6 Bozzi, Frank	NYU	16:57.24	24.0	11 Galan, Joseph	ONEO	17:10.27	16.0
				25.76	28.78	29.78	30.10	28.15	31.13	32.02	31.67
				30.25	30.08	30.37	31.06	31.53	31.78	31.71	31.89
				30.92	30.86	31.22	31.50	31.70	32.18	31.92	31.26
				31.92	31.36	31.70	31.56	31.99	31.74	31.59	31.41
				32.31	31.12	31.66	31.18	31.61	31.26	31.57	31.24
				31.38	31.29	31.53	29.91	31.89	31.66	31.34	31.76
				30.23	30.78	30.93	31.53	31.40	31.36	31.10	31.26
				30.77	31.19	30.99	32.28	31.10	30.97	29.90	29.74
				30.94				27.44			
								12 Taskindoust, Rod	NP	17:16.81	15.0



## ECAC WINTER CHAMPIONSHIP 2013 - 12/6/2013 to 12/8/2013

www.besmarttinc.com for meet results and more

Follow BE Smartt Inc on Facebook &amp; Twitter

## Results

## #4 Men 1650 Yard Free)

13	Robinson, Andrew	FAIR	17:19.21	14.0
	28.16	30.78	31.26	31.83
	31.51	31.53	31.65	31.40
	31.73	31.86	31.53	31.62
	31.90	31.42	31.57	32.03
	31.88	31.92	31.91	32.14
	31.56	31.50	31.64	31.75
	31.78	31.39	31.43	31.73
	31.35	31.49	31.40	31.45
	31.11			
14	Whittico, Thomas	NP	17:48.33	13.0
15	Cahn, Robert	NP	17:53.55	12.0
16	Cannone, Nick	FAIR	18:01.72	11.0
	28.42	31.03	31.36	31.47
	31.79	31.83	32.44	32.64
	32.92	32.83	33.32	33.05
	32.84	33.28	33.17	32.91
	33.33	33.60	33.52	33.12
	33.60	33.41	32.89	33.72
	33.62	33.77	33.66	33.43
	33.64	33.12	33.19	32.83
	31.97			
17	Newell, Michael	ONEO	18:14.44	9.0
18	Giovanniello, Micl	AU	18:27.33	7.0
19	Alonso, Carlos	LEH	18:49.72	6.0
20	Gerard, Will	AU	18:55.66	5.0
---	Iosue, Chris	STEV	17:03.23	
	27.71	29.53	29.95	29.79
	29.88	30.01	30.39	30.42
	30.69	30.93	30.95	31.03
	30.95	31.22	31.64	31.38
	31.41	31.58	31.69	31.58
	31.66	31.88	31.69	31.75
	31.74	31.74	31.92	31.94
	31.67	31.44	31.51	31.12
	30.44			
---	Schott, Peter	NYU	17:08.37	
	28.83	31.08	30.71	31.19
	31.16	31.54	31.27	31.35
	31.46	31.31	31.13	31.00
	30.94	31.03	30.75	30.98
	30.88	31.60	31.40	31.48
	31.11	31.20	31.30	31.38
	32.01	31.75	31.68	31.41
	31.41	31.36	31.32	31.21
	30.14			

---	Arcuri, Conor	STEV	17:33.05	
	27.62	30.08	30.55	30.84
	31.19	31.59	31.58	31.59
	31.53	31.96	31.97	31.83
	31.92	32.25	32.45	32.47
	32.55	32.15	32.19	32.28
	32.55	32.39	32.71	32.58
	32.73	33.26	32.64	32.28
	33.10	32.58	32.33	32.30
	31.01			
---	Rempel, Alan	STEV	18:03.01	

## #5 Women 1 mtr Diving

Name	Team	Finals Score	Score
1 Pankonin, Ashlie	NYU	244.35	32.0
2 Steinberger, Ashlee	FAIR	232.15	28.0
3 Sorgente, Daniela	NYU	219.95	27.0
4 Parker, Melissa	AMERU	218.55	26.0
5 Kemple, Lauren	FAIR	193.95	25.0
6 Gailius, Caroline	FAIR	183.25	24.0
7 Pawelczyk, Leah	FAIR	167.55	23.0
8 Ackert, Kate	SC	144.15	22.0
9 Chern, Jennifer	BAR	137.35	20.0
10 Rudko, Kristina	SFC	126.10	17.0
11 McMahon, Mary L	MAN	103.65	16.0
---	Garbarino, Kara	ONEO	DQ

## #6 Men 3 mtr Diving

Name	Team	Finals Score	Score
1 Miller, Jermaine	ONEO	277.10	32.0
2 Pries, Daniel	FAIR	267.65	28.0
3 Volpe, Jack	SFC	265.90	27.0
4 Blum, Brian	NYU	251.30	26.0
5 Barr, Evan	FAIR	243.20	25.0
6 Canriglione, Patric	ONEO	211.95	24.0
7 Leahy, Brendan	ONEO	208.05	23.0
8 Bates, Brien	FAIR	189.05	22.0
9 O'Sullivan, Francis	SFC	184.95	20.0
10 Giebler, James	ONEO	162.95	17.0
11 Sgouros, Jonathan	NYU	143.00	16.0
12 Nicholson, Patrick	SFC	134.55	15.0
13 Schmidt, David	NJIT	120.85	14.0
14 Medina, Nelson	LEH	96.70	13.0
---	Pignatelli, John	CSI	X159.25
---	Feliz, Raphael	LEH	DQ
---	Gallardo, Miguel	LEH	DQ
---	Moore, Mathew	FAIR	NS
---	Reyes, Adolfo	LEH	SCR
---	George, Joshua	LEH	SCR

