



**Fantastic Pool Services**  
Flat Rates, Chems included, Call for Est. [Learn More](#)



SPORTS SCHEDULES TICKETS PROMOTIONS RECRUITING INFORMATION MULTIMEDIA TIGER CLUB FACILITIES DIRECTORIES DEPARTMENT PHOTO GALLERIES

# SWIMMING/DIVING (M)

PRESENTED BY

[News](#) [Schedule](#) [Roster](#) [Coaches](#) [Top Times](#) [Media Guides](#) [Records](#) [Sponsors](#) [Archives](#) [Camps](#) [CAA](#) [Recruits](#) [Alumni](#)

Licensed to Potomac Valley Swimming – For Office Use Only License  
HY-TEK's MEET MANAGER 4.0 10/19/2013 05:58 PM  
GU v. Towson & William & Mary – 10/19/2013  
Results

## Event 1 Women 200 Yard Medley Relay


School	Seed	Finals	Points
1 Towson University Swimming-MD 'A'	1:41.60	1:45.40	
1) Holz, Charlotte N 18		2) Van Camp, Jenna I 20	
3) Oslund, Victoria M 20		4) Barber, Amanda L 19	
27.37 56.35 (28.98)	1:21.99 (25.64)		1:45.40 (23.41)
2 William and Mary-VA 'A'	NT	1:45.90	
1) Rittenhouse, Sophie C 18		2) Mizerak, Courtney G 19	
3) Howard, Megan D 20		4) Miller, Jaimie C 18	
27.25 57.35 (30.10)	1:22.25 (24.90)		1:45.90 (23.65)
3 Georgetown University-PV 'A'	1:45.90	1:49.66	
1) Duncalf, Kathleen S 18		2) Campbell, Maryellen 19	
3) Timochenko, Erin E 19		4) Fabbri, Erica 19	
27.81 59.15 (31.34)	1:24.98 (25.83)		1:49.66 (24.68)
4 Towson University Swimming-MD 'B'	NT	1:50.52	
1) Sepich, Courtney A 21		2) Carle, Alyssa M 19	
3) Paskoff, Taylor M 20		4) Arnold, Macey L 18	
27.57 59.31 (31.74)	1:26.27 (26.96)		1:50.52 (24.25)
5 William and Mary-VA 'B'	NT	1:50.82	
1) Glenn, Liz L 21		2) Christy, Allie L 18	
3) Crompton, Georgie R 18		4) Schneider, Greta L 19	
29.09 1:00.49 (31.40)	1:26.70 (26.21)		1:50.82 (24.12)
6 William and Mary-VA 'C'	NT	x1:50.91	
1) Klockner, Noelle A 18		2) Lomicka, Jenny A 19	
3) Yi, Lauren G 18		4) Shaner, Sara A 21	
27.87 59.63 (31.76)	1:26.42 (26.79)		1:50.91 (24.49)
7 Towson University Swimming-MD 'C'	NT	x1:51.09	
1) Podhayny, Ashleigh M 19		2) DeLiberty, Carly R 18	
3) Evans, Olivia H 18		4) Toy, Melissa 18	
28.82 58.96 (30.14)	1:25.96 (27.00)		1:51.09 (25.13)
8 William and Mary-VA 'D'	NT	x1:51.45	
1) Kloster, Ella L 19		2) Collins, Liz B 20	
3) Schad, Sara E 19		4) Makepeace, Chandler G 18	
28.98 1:00.47 (31.49)	1:26.64 (26.17)		1:51.45 (24.81)
9 Towson University Swimming-MD 'D'	NT	x1:53.43	
1) Garfein, McKenna R 18		2) Snyder, Hannah E 19	
3) Hammond, Christine M 19		4) Sorna, Cassie L 21	
28.56 59.28 (30.72)	1:27.06 (27.78)		1:53.43 (26.37)
10 Georgetown University-PV 'B'	NT	1:56.38	
1) Dinapoli, Kim 20		2) Christian, Rosemary A 21	
3) Carter, Jillian N 20		4) Chiles, Sarah J 22	
30.70 1:03.12 (32.42)	1:30.59 (27.47)		1:56.38 (25.79)
11 Georgetown University-PV 'C'	NT	x1:56.81	
1) Gaudiosi, Jessica 20		2) Fulenwider, Allison F 21	
3) Ward, Lauren E 19		4) Buttaci, Anna P 18	
30.84 1:03.09 (32.25)	1:31.02 (27.93)		1:56.81 (25.79)

## Event 2 Men 200 Yard Medley Relay

School	Seed	Finals	Points
1 William and Mary-VA 'A'	NT	1:33.67	
1) Manion, Will G 19		2) Strait, Andrew W 21	
3) Barden, Justin A 19		4) Rogers, Greg C 18	
24.05 49.97 (25.92)	1:12.56 (22.59)		1:33.67 (21.11)
2 Georgetown University-PV 'A'	1:31.82	1:35.52	
1) Young, Michael G 20		2) Kilgore, Christian 22	
3) Vanin, Martin E 18		4) Mandel, Matthew 21	
24.80 51.68 (26.88)	1:14.38 (22.70)		1:35.52 (21.14)
3 Towson University Swimming-MD 'A'	1:31.76	1:35.87	
1) Brinton, Matthew J 18		2) Liu, Jeremy A 18	
3) Brech. Zach D 19		4) Hans. Matt W 20	

### SWIMMING/DIVING (M) LINKS

[Home](#) | [Visitor Information](#) | [Hall of Fame](#) | [Staff Directory](#) | [Strength and Conditioning](#) | [Tigers in the Community](#) | [NCAA](#) | [CAA](#)

Tiger 411- Episode 3 Swimming/Diving dominates in home opener Swimming and Diving Holds Annual Alumni Meet

Men's and Women's Swimming & Diving

**LIVE AUDIO & VIDEO**

Login [More Videos](#) [Not a Member? SIGN UP NOW](#)

**Lottery contributions**

4	William and Mary-VA 'B'	25.06	51.80 (26.74)	1:14.76 (22.96)	1:35.87 (21.11)
	1) Glass, Austin R 19			NT	1:36.26
	3) Natal, Ryan R 19				
	2) Dong, Chris 19				
	4) Montes de Oca, Alex F 18				
5	Towson University Swimming-MD 'B'	24.67	51.50 (26.83)	1:15.06 (23.56)	1:36.26 (21.20)
	1) Breschi, Dominic A 18			NT	1:37.20
	3) Pritchard, Noah Y 18				
	2) Gartland, John P 20				
	4) Paisley, Ryan M 18				
6	Georgetown University-PV 'B'	24.77	52.31 (27.54)	1:16.06 (23.75)	1:37.20 (21.14)
	1) Muehlheuser, Kurt J 19			NT	1:38.00
	3) Ng, Michael 21				
	2) Blum, Kevin 18				
	4) Smigelski, Michael A 18				
7	William and Mary-VA 'C'	25.44	53.08 (27.64)	1:16.34 (23.26)	1:38.00 (21.66)
	1) Henderson, Alex A 18			NT	x1:39.31
	3) Rittenhouse, John H 22				
	2) Zimmt, Josh B 18				
	4) Clarke, Risten J 18				
8	Towson University Swimming-MD 'C'	26.42	53.85 (27.43)	1:17.49 (23.64)	1:39.31 (21.82)
	1) Ripley, Erik A 20			NT	x1:40.73
	3) Schade, Tim M 18				
	2) Pursley, Nate D 20				
	4) Todd, Joel J 19				
9	William and Mary-VA 'D'	25.70	53.37 (27.67)	1:17.73 (24.36)	1:40.73 (23.00)
	1) Nowakowski, Chad T 20			NT	x1:40.97
	2) Head, Carter L 20				

last year:  
**\$542.5 Million**  
**FIND OUT MORE**  
**MARYLAND LOTTERY**

advertisement

OFFICIAL ONLINE STORE  
  
**SHOP NOW >>**

GAME HAS FINISHED



**Golf (W): at Charleston Southern Wendy's Invite ...**


10/07/2013, 08:00 AM ET @ Rwertowne Country Club

**Event 3 Women 1000 Yard Freestyle**

Name	Age	School	Seed	Finals	Points
1	Burke, Kaitlin C	21 Towson-MD	9:59.87	10:06.30	
	27.42	56.54 (29.12)	1:26.26 (29.72)	1:56.67 (30.41)	
	2:27.02 (30.35)	2:57.34 (30.32)	3:27.86 (30.52)	3:58.23 (30.37)	
	4:28.66 (30.43)	4:59.11 (30.45)	5:29.76 (30.65)	6:00.22 (30.46)	
	6:30.73 (30.51)	7:01.22 (30.49)	7:31.97 (30.75)	8:02.85 (30.88)	
	8:33.68 (30.83)	9:04.76 (31.08)	9:36.01 (31.25)	10:06.30 (30.29)	
2	Sorna, Cassie L	21 Towson-MD	10:11.84	10:11.97	
	28.63	59.05 (30.42)	1:29.31 (30.26)	1:59.76 (30.45)	
	2:30.34 (30.58)	3:00.89 (30.55)	3:31.55 (30.66)	4:02.20 (30.65)	
	4:32.64 (30.44)	5:03.29 (30.65)	5:34.10 (30.81)	6:04.84 (30.74)	
	6:35.69 (30.85)	7:06.60 (30.91)	7:37.54 (30.94)	8:08.50 (30.96)	
	8:39.49 (30.99)	9:10.59 (31.10)	9:41.61 (31.02)	10:11.97 (30.36)	
3	Witham, Shelby M	21 Towson-MD	10:11.29	10:13.46	
	28.36	57.95 (29.59)	1:28.06 (30.11)	1:58.21 (30.15)	
	2:28.78 (30.57)	2:59.42 (30.64)	3:29.93 (30.51)	4:00.69 (30.76)	
	4:31.41 (30.72)	5:02.12 (30.71)	5:32.85 (30.73)	6:03.85 (31.00)	
	6:34.71 (30.86)	7:05.63 (30.92)	7:36.94 (31.31)	8:08.14 (31.20)	
	8:39.34 (31.20)	9:10.71 (31.37)	9:42.28 (31.57)	10:13.46 (31.18)	
4	Jaynes, Davina L	18 Towson-MD	10:21.18	x10:23.95	
	28.18	58.56 (30.38)	1:29.57 (31.01)	2:00.52 (30.95)	
	2:31.31 (30.79)	3:02.62 (31.31)	3:33.73 (31.11)	4:04.89 (31.16)	
	4:36.15 (31.26)	5:07.39 (31.24)	5:38.81 (31.42)	6:10.30 (31.49)	
	6:41.86 (31.56)	7:13.71 (31.85)	7:45.59 (31.88)	8:17.52 (31.93)	
	8:49.21 (31.69)	9:21.01 (31.80)	9:52.84 (31.83)	10:23.95 (31.11)	
5	Vester, Hannah R	19 W&M-VA	NT	10:38.20	
	29.50	1:01.16 (31.66)	1:33.10 (31.94)	2:05.22 (32.12)	
	2:37.48 (32.26)	3:09.83 (32.35)	3:42.06 (32.23)	4:14.27 (32.21)	
	4:46.48 (32.21)	5:18.81 (32.33)	5:51.04 (32.23)	6:23.16 (32.12)	
	6:55.20 (32.04)	7:27.16 (31.96)	7:59.16 (32.00)	8:31.08 (31.92)	
	9:02.93 (31.85)	9:34.88 (31.95)	10:06.83 (31.95)	10:38.20 (31.37)	
6	Fuller, Selina D	18 W&M-VA	NT	10:41.84	
	29.27	1:00.62 (31.35)	1:32.53 (31.91)	2:04.86 (32.33)	
	2:37.21 (32.35)	3:09.65 (32.44)	3:41.75 (32.10)	4:14.17 (32.42)	
	4:46.32 (32.15)	5:18.77 (32.45)	5:51.53 (32.76)	6:24.04 (32.51)	
	6:56.49 (32.45)	7:28.85 (32.36)	8:01.53 (32.68)	8:34.04 (32.51)	
	9:06.47 (32.43)	9:38.88 (32.41)	10:10.92 (32.04)	10:41.84 (30.92)	
7	Grundman, Sarah E	18 Georgetown-PV	NT	10:46.42	
	30.09	1:01.70 (31.61)	1:33.95 (32.25)	2:06.01 (32.06)	
	2:38.10 (32.09)	3:09.91 (31.81)	3:42.16 (32.25)	4:13.89 (31.73)	
	4:46.67 (32.78)	5:19.36 (32.69)	5:52.11 (32.75)	6:24.98 (32.87)	
	6:58.32 (33.34)	7:31.15 (32.83)	8:03.71 (32.56)	8:36.06 (32.35)	
	9:09.33 (33.27)	9:42.75 (33.42)	10:14.62 (31.87)	10:46.42 (31.80)	
8	Marsilii, Elena E	19 W&M-VA	NT	10:50.44	
	29.67	1:01.21 (31.54)	1:33.60 (32.39)	2:05.92 (32.32)	
	2:38.22 (32.30)	3:10.84 (32.62)	3:43.19 (32.35)	4:15.87 (32.68)	
	4:48.46 (32.59)	5:21.55 (33.09)	5:54.46 (32.91)	6:27.60 (33.14)	
	7:00.58 (32.98)	7:33.45 (32.87)	8:06.30 (32.85)	8:39.59 (33.29)	
	9:12.68 (33.09)	9:46.25 (33.57)	10:18.71 (32.46)	10:50.44 (31.73)	
9	Hall, Emily	20 Georgetown-PV	10:49.10	10:55.49	
	29.59	1:01.35 (31.76)	1:33.36 (32.01)	2:05.75 (32.39)	
	2:38.27 (32.52)	3:11.34 (33.07)	3:44.30 (32.96)	4:17.43 (33.13)	
	4:50.70 (33.27)	5:24.13 (33.43)	5:57.65 (33.52)	6:31.05 (33.40)	
	7:04.40 (33.35)	7:37.70 (33.30)	8:11.11 (33.41)	8:44.48 (33.37)	
	9:17.69 (33.21)	9:50.97 (33.28)	10:23.75 (32.78)	10:55.49 (31.74)	
10	McNulty, Shannon A	19 Georgetown-PV	10:49.52	11:15.73	
	29.86	1:01.98 (32.12)	1:34.86 (32.88)	2:08.14 (33.28)	
	2:41.88 (33.74)	3:15.72 (33.84)	3:49.77 (34.05)	4:23.93 (34.16)	
	4:58.36 (34.43)	5:32.92 (34.56)	6:07.17 (34.25)	6:41.67 (34.50)	
	7:16.78 (35.11)	7:51.11 (34.33)	8:25.58 (34.47)	8:59.92 (34.34)	
	9:34.57 (34.65)	10:08.69 (34.12)	10:42.69 (34.00)	11:15.73 (33.04)	

**Event 4 Men 1000 Yard Freestyle**

Name	Age	School	Seed	Finals	Points
1	Ress, Brandon D	18 Towson-MD	9:34.87	9:41.77	
	26.30	54.42 (28.12)	1:23.27 (28.85)	1:52.61 (29.34)	
	2:21.65 (29.04)	2:50.59 (28.94)	3:19.81 (29.22)	3:48.97 (29.16)	
	4:18.29 (29.32)	4:47.86 (29.57)	5:17.36 (29.50)	5:46.80 (29.44)	
	6:16.08 (29.28)	6:45.77 (29.69)	7:15.39 (29.62)	7:44.75 (29.36)	
	8:14.08 (29.33)	8:43.58 (29.50)	9:12.99 (29.41)	9:41.77 (28.78)	
2	Lowe, Matt D	19 Towson-MD	9:32.47	9:43.57	
	26.95	55.69 (28.74)	1:24.38 (28.69)	1:53.35 (28.97)	

Schedule  
  
  
**Towson PHOTOS**

	2:22.11 (28.76)	2:50.93 (28.82)	3:19.56 (28.63)	3:48.02 (28.46)
	4:16.90 (28.88)	4:45.68 (28.78)	5:14.43 (28.75)	5:43.31 (28.88)
	6:12.33 (29.02)	6:41.05 (28.72)	7:09.93 (28.88)	7:40.20 (30.27)
	8:10.69 (30.49)	8:41.48 (30.79)	9:12.36 (30.88)	9:43.57 (31.21)
3 Evenson, Austin R	20	Georgetown-PV	9:43.40	9:46.90
	27.04	56.35 (29.31)	1:25.31 (28.96)	1:54.27 (28.96)
	2:23.60 (29.33)	2:53.04 (29.44)	3:22.85 (29.81)	3:52.62 (29.77)
	4:22.82 (30.20)	4:53.01 (30.19)	5:22.35 (29.34)	5:52.11 (29.76)
	6:22.09 (29.98)	6:52.21 (30.12)	7:22.05 (29.84)	7:52.16 (30.11)
	8:22.00 (29.84)	8:51.68 (29.68)	9:20.58 (28.90)	9:46.90 (26.32)
4 Eiden, Joe P	17	W&M-VA	NT	9:46.92
	26.93	55.85 (28.92)	1:25.31 (29.46)	1:54.11 (28.80)
	2:23.24 (29.13)	2:52.53 (29.29)	3:22.39 (29.86)	3:52.33 (29.94)
	4:23.02 (30.69)	4:53.35 (30.33)	5:22.79 (29.44)	5:53.03 (30.24)
	6:23.33 (30.30)	6:53.35 (30.02)	7:23.56 (30.21)	7:53.58 (30.02)
	8:22.99 (29.41)	8:52.33 (29.34)	9:21.03 (28.70)	9:46.92 (25.89)
5 Lingo, Jordan C	20	Towson-MD	9:50.59	9:55.18
	26.82	55.98 (29.16)	1:25.48 (29.50)	1:54.98 (29.50)
	2:24.51 (29.53)	2:54.22 (29.71)	3:24.02 (29.80)	3:53.76 (29.74)
	4:23.51 (29.75)	4:53.61 (30.10)	5:23.88 (30.27)	5:54.45 (30.57)
	6:24.96 (30.51)	6:55.16 (30.20)	7:25.29 (30.13)	7:55.46 (30.17)
	8:25.33 (29.87)	8:55.49 (30.16)	9:25.78 (30.29)	9:55.18 (29.40)
6 Forrester, Phil J	20	Towson-MD	9:52.71	x9:58.30
	26.14	54.80 (28.66)	1:23.72 (28.92)	1:52.68 (28.96)
	2:22.14 (29.46)	2:52.08 (29.94)	3:21.83 (29.75)	3:51.88 (30.05)
	4:22.03 (30.15)	4:52.28 (30.25)	5:22.57 (30.29)	5:53.20 (30.63)
	6:23.71 (30.51)	6:54.52 (30.81)	7:25.61 (31.09)	7:56.24 (30.63)
	8:26.97 (30.73)	8:57.50 (30.53)	9:28.18 (30.68)	9:58.30 (30.12)
7 Romanov, Gregory W	20	Georgetown-PV	10:02.84	10:02.85
	26.91	56.95 (30.04)	1:27.02 (30.07)	1:57.05 (30.03)
	2:27.28 (30.23)	2:57.63 (30.35)	3:28.04 (30.41)	3:58.71 (30.67)
	4:29.33 (30.62)	5:00.27 (30.94)	5:30.48 (30.21)	6:01.11 (30.63)
	6:31.59 (30.48)	7:02.41 (30.82)	7:33.18 (30.77)	8:04.07 (30.89)
	8:34.53 (30.46)	9:05.11 (30.58)	9:35.10 (29.99)	10:02.85 (27.75)
8 Dempsey, Lukas A	20	W&M-VA	NT	10:03.05
	27.07	56.77 (29.70)	1:26.93 (30.16)	1:57.04 (30.11)
	2:27.41 (30.37)	2:57.84 (30.43)	3:28.24 (30.40)	3:58.84 (30.60)
	4:29.83 (30.99)	5:00.70 (30.87)	5:31.46 (30.76)	6:02.35 (30.89)
	6:33.26 (30.91)	7:04.21 (30.95)	7:35.13 (30.92)	8:05.77 (30.64)
	8:36.34 (30.57)	9:06.50 (30.16)	9:36.25 (29.75)	10:03.05 (26.80)
9 Poling, Tyler C	21	W&M-VA	NT	10:03.89
	27.59	57.45 (29.86)	1:27.90 (30.45)	1:58.11 (30.21)
	2:28.11 (30.00)	2:58.31 (30.20)	3:28.70 (30.39)	3:58.89 (30.19)
	4:29.09 (30.20)	4:59.53 (30.44)	5:29.55 (30.02)	5:59.68 (30.13)
	6:30.23 (30.55)	7:01.07 (30.84)	7:31.45 (30.38)	8:02.05 (30.60)
	8:32.92 (30.87)	9:03.44 (30.52)	9:34.23 (30.79)	10:03.89 (29.66)
10 Cudahy, Conor J	18	W&M-VA	NT	x10:05.31
	27.11	56.48 (29.37)	1:26.65 (30.17)	1:57.18 (30.53)
	2:27.99 (30.81)	2:58.53 (30.54)	3:29.18 (30.65)	3:59.81 (30.63)
	4:30.48 (30.67)	5:01.17 (30.69)	5:31.62 (30.45)	6:02.40 (30.78)
	6:33.18 (30.78)	7:03.67 (30.49)	7:34.22 (30.55)	8:04.64 (30.42)
	8:35.10 (30.46)	9:05.57 (30.47)	9:35.89 (30.32)	10:05.31 (29.42)

Event 5 Women 200 Yard Freestyle

Name	Age	School	Seed	Finals	Points
1 Burke, Kaitlin C	21	Towson-MD	1:46.69	1:51.50	
	26.33	54.57 (28.24)	1:23.12 (28.55)	1:51.50 (28.38)	
2 Arnold, Macey L	18	Towson-MD	NT	1:54.15	
	26.67	55.22 (28.55)	1:24.42 (29.20)	1:54.15 (29.73)	
3 Rowland, Melanie J	21	Towson-MD	1:50.34	1:54.31	
	27.09	55.88 (28.79)	1:25.04 (29.16)	1:54.31 (29.27)	
4 Bentley, Jen K	21	W&M-VA	NT	1:55.51	
	27.44	56.88 (29.44)	1:26.55 (29.67)	1:55.51 (28.96)	
5 Ustjanuskas, Jess	19	W&M-VA	NT	1:56.27	
	26.68	55.85 (29.17)	1:25.74 (29.89)	1:56.27 (30.53)	
6 Hodgins, Caroline	19	Towson-MD	1:52.29	x1:56.57	
	26.74	55.66 (28.92)	1:25.84 (30.18)	1:56.57 (30.73)	
7 Weidner, Amanda F	19	W&M-VA	NT	1:58.32	
	27.91	58.02 (30.11)	1:28.27 (30.25)	1:58.32 (30.05)	
8 Russell, Jessica E	18	W&M-VA	NT	x1:58.84	
	27.31	57.34 (30.03)	1:27.76 (30.42)	1:58.84 (31.08)	
9 Chiles, Sarah J	22	Georgetown-PV	NT	2:01.41	
	28.00	57.59 (29.59)	1:29.25 (31.66)	2:01.41 (32.16)	
10 Bandman, Casey E	19	Georgetown-PV	1:58.64	2:01.77	
	28.28	58.95 (30.67)	1:30.24 (31.29)	2:01.77 (31.53)	
11 Bader, Delaney M	19	Georgetown-PV	1:59.26	2:02.15	
	27.71	58.13 (30.42)	1:29.90 (31.77)	2:02.15 (32.25)	
12 Dinapoli, Kim	20	Georgetown-PV	2:02.05	x2:03.53	
	28.67	59.49 (30.82)	1:31.72 (32.23)	2:03.53 (31.81)	
-- Konkoly, Michelle	21	Georgetown-PV	1:56.33	X2:06.33	
	29.41	1:01.11 (31.70)	1:33.71 (32.60)	2:06.33 (32.62)	

Event 6 Men 200 Yard Freestyle

Name	Age	School	Seed	Finals	Points
1 Russell, Billy N	19	W&M-VA	NT	1:42.53	
	24.35	50.29 (25.94)	1:16.82 (26.53)	1:42.53 (25.71)	
2 Martin, Sawyer A	19	Towson-MD	1:41.22	1:44.17	
	24.50	51.34 (26.84)	1:18.48 (27.14)	1:44.17 (25.69)	
3 Strait, Andrew W	21	W&M-VA	NT	1:44.34	
	25.06	52.08 (27.02)	1:18.55 (26.47)	1:44.34 (25.79)	
4 O'Donnell, Jeremia	19	W&M-VA	NT	1:45.36	
	24.88	51.40 (26.52)	1:18.57 (27.17)	1:45.36 (26.79)	
5 Clarke, Taegan M	20	W&M-VA	NT	x1:45.70	
	24.94	51.49 (26.55)	1:18.79 (27.30)	1:45.70 (26.91)	
6 Chung, David	18	Georgetown-PV	NT	1:46.15	
	25.24	52.18 (26.94)	1:19.16 (26.98)	1:46.15 (26.99)	
7 Rohde, Cal C	20	Georgetown-PV	1:42.12	1:46.68	
	24.76	51.49 (26.73)	1:18.81 (27.32)	1:46.68 (27.87)	
8 Ress, Brandon D	18	Towson-MD	NT	1:47.46	
	25.32	52.32 (27.00)	1:19.84 (27.52)	1:47.46 (27.62)	
9 Johnson, Mike J	20	Towson-MD	1:42.67	1:47.48	

24.76	51.49 (26.73)	1:19.23 (27.74)	1:47.48 (28.25)
10 Harvie, Justin T	18 Towson-MD	1:47.15	x1:49.08
24.95	52.18 (27.23)	1:20.81 (28.63)	1:49.08 (28.27)
11 Lawler, William	20 Georgetown-PV	1:42.06	1:49.91
24.92	52.18 (27.26)	1:20.85 (28.67)	1:49.91 (29.06)
12 Gallagher, Jamie	20 Georgetown-PV	1:45.00	x1:51.39
25.85	53.37 (27.52)	1:22.21 (28.84)	1:51.39 (29.18)
-- Henderson, Alex A	18 W&M-VA	NT	X1:48.00
25.45	53.00 (27.55)	1:20.94 (27.94)	1:48.00 (27.06)

**Event 7 Women 100 Yard Backstroke**

Name	Age School	Seed	Finals	Points
1 Holz, Charlotte N	18 Towson-MD	56.34	57.93	
28.51	57.93 (29.42)			
2 Rittenhouse, Sophi	18 W&M-VA	NT	58.11	
28.47	58.11 (29.64)			
3 Glenn, Liz L	21 W&M-VA	NT	58.52	
28.58	58.52 (29.94)			
4 Sepich, Courtney A	21 Towson-MD	55.68	59.49	
29.05	59.49 (30.44)			
5 Duncalf, Kathleen	18 Georgetown-PV	NT	59.68	
28.77	59.68 (30.91)			
6 Klockner, Noelle A	18 W&M-VA	NT	59.82	
29.16	59.82 (30.66)			
7 Garfein, McKenna R	18 Towson-MD	NT	1:00.01	
29.34	1:00.01 (30.67)			
8 Thomas, Katie M	20 W&M-VA	NT	x1:00.21	
29.70	1:00.21 (30.51)			
9 Evans, Olivia H	18 Towson-MD	1:00.78	x1:01.27	
29.69	1:01.27 (31.58)			
10 Timochenko, Erin E	19 Georgetown-PV	57.36	1:01.94	
29.97	1:01.94 (31.97)			
11 Cammann, Emma C	18 Georgetown-PV	NT	1:02.36	
30.16	1:02.36 (32.20)			
-- Podhayny, Ashleigh	19 Towson-MD	58.18	X1:01.53	
30.04	1:01.53 (31.49)			
-- Kloster, Ella L	19 W&M-VA	NT	X1:03.66	
30.91	1:03.66 (32.75)			

**Event 8 Men 100 Yard Backstroke**

Name	Age School	Seed	Finals	Points
1 Manion, Will G	19 W&M-VA	NT	50.55	
24.72	50.55 (25.83)			
2 Ng, Michael	21 Georgetown-PV	50.07	52.19	
25.54	52.19 (26.65)			
3 Barden, Justin A	19 W&M-VA	NT	52.49	
25.25	52.49 (27.24)			
4 Breschi, Dominic A	18 Towson-MD	52.58	52.76	
25.74	52.76 (27.02)			
5 Brinton, Matthew J	18 Towson-MD	NT	52.78	
25.70	52.78 (27.08)			
6 Muehlheuser, Kurt	19 Georgetown-PV	51.91	53.99	
25.92	53.99 (28.07)			
7 Glass, Austin R	19 W&M-VA	NT	54.16	
26.72	54.16 (27.44)			
8 Schade, Tim M	18 Towson-MD	NT	54.51	
26.48	54.51 (28.03)			
9 Ripley, Erik A	20 Towson-MD	53.00	x55.21	
27.00	55.21 (28.21)			
10 Nowakowski, Chad T	20 W&M-VA	NT	x55.39	
27.11	55.39 (28.28)			
11 Leach, William T	18 Georgetown-PV	NT	55.45	
27.08	55.45 (28.37)			
12 Young, Michael G	20 Georgetown-PV	50.80	x55.76	
26.69	55.76 (29.07)			

**Event 9 Women 100 Yard Breaststroke**

Name	Age School	Seed	Finals	Points
1 Van Camp, Jenna I	20 Towson-MD	1:02.38	1:05.80	
30.31	1:05.80 (35.49)			
2 DeLiberty, Carly R	18 Towson-MD	1:06.76	1:07.25	
31.68	1:07.25 (35.57)			
3 Snyder, Hannah E	19 Towson-MD	1:08.14	1:07.90	
32.24	1:07.90 (35.66)			
4 Mizerak, Courtney	19 W&M-VA	NT	1:08.20	
31.84	1:08.20 (36.36)			
5 Christy, Allie L	18 W&M-VA	NT	1:09.45	
32.50	1:09.45 (36.95)			
6 Acker, Seana L	19 Towson-MD	1:09.00	x1:09.85	
33.00	1:09.85 (36.85)			
7 Collins, Liz B	20 W&M-VA	NT	1:10.48	
33.21	1:10.48 (37.27)			
8 Fulenwider, Alliso	21 Georgetown-PV	1:06.15	1:10.92	
33.60	1:10.92 (37.32)			
9 Christian, Rosemar	21 Georgetown-PV	1:06.57	1:11.33	
33.19	1:11.33 (38.14)			
10 Campbell, Maryelle	19 Georgetown-PV	1:04.12	1:11.67	
32.99	1:11.67 (38.68)			
11 Carpenter, Emma K	20 W&M-VA	NT	x1:13.62	
34.18	1:13.62 (39.44)			
-- Carle, Alyssa M	19 Towson-MD	NT	X1:08.94	
32.54	1:08.94 (36.40)			

**Event 10 Men 100 Yard Breaststroke**

Name	Age School	Seed	Finals	Points
1 Finley, Jeremy A	18 Towson-MD	NT	58.78	

1	Dong, Chris	28.10	19	W&M-VA	58.78 (30.68)	NT	59.15
2	Zimmt, Josh B	27.72	18	W&M-VA	59.15 (31.43)	NT	59.89
3	Kilgore, Christian	28.35	22	Georgetown-PV	59.89 (31.54)	56.68	59.96
4	Pursley, Nate D	27.98	20	Towson-MD	59.96 (31.98)	1:00.85	1:00.95
5	Todd, Joel J	28.59	19	Towson-MD	1:00.95 (32.36)	57.52	1:00.97
6	Gartland, John P	28.61	20	Towson-MD	1:00.97 (32.36)	56.79	x1:01.08
7	Head, Carter L	28.85	20	W&M-VA	1:01.08 (32.23)	NT	1:01.54
8	Blum, Kevin	28.77	18	Georgetown-PV	1:01.54 (32.77)	NT	1:03.71
9	Nyce, Andrew S	29.81	19	W&M-VA	1:03.71 (33.90)	NT	DQ
--	Downward butterfly kick	28.16		DQ	(31.69)		

**Event 11 Women 200 Yard Butterfly**

Name	Age	School	Seed	Finals	Points
1 Towe, Kendall H	21	Towson-MD	1:59.77	2:01.82	
2 Rowland, Melanie J	21	Towson-MD	1:30.20 (31.26)	2:03.50	2:01.82 (31.62)
3 Oslund, Victoria M	20	Towson-MD	1:57.89	2:05.94	2:03.50 (32.33)
4 Ustjanuskas, Jess	19	W&M-VA	1:31.17 (31.67)	2:07.57	2:05.94 (32.91)
5 Gaynor, Molly R	18	Georgetown-PV	2:00.26	2:10.29	2:07.57 (33.10)
6 Spicher, Rebecca L	20	W&M-VA	1:33.03 (31.76)	2:13.59	2:10.29 (34.03)
7 Carter, Jillian N	20	Georgetown-PV	NT	2:14.17	2:13.59 (34.14)
8 Yi, Lauren G	18	W&M-VA	1:34.47 (33.18)	2:14.17	2:14.17 (35.86)
9 Lomicka, Jenny A	19	W&M-VA	NT	2:17.33	2:14.39 (34.48)
10 Buttaci, Anna P	18	Georgetown-PV	1:39.91 (34.79)	2:18.92	2:17.33 (36.06)
11 Ward, Lauren E	19	Georgetown-PV	NT	2:21.78	2:18.92 (37.27)
			1:36.26 (33.13)	2:21.78	2:21.78 (37.60)
			1:39.45 (34.84)		
			2:04.96		
			1:38.31 (35.05)		
			NT	2:14.39	
			1:41.27 (35.93)		
			NT	2:18.92	
			1:41.65 (35.78)		
			2:08.62	x2:21.78	
			1:44.18 (37.91)		

**Event 12 Men 200 Yard Butterfly**

Name	Age	School	Seed	Finals	Points
1 Lowe, Matt D	19	Towson-MD	1:53.81	1:53.98	
2 Higgins, Sean M	18	W&M-VA	1:24.81 (29.10)	1:55.10	1:53.98 (29.17)
3 Burr, Jon M	20	Towson-MD	NT	1:55.37	1:55.10 (28.92)
4 Natal, Ryan R	19	W&M-VA	1:26.18 (29.78)	1:56.41	1:55.37 (29.78)
5 Pritchard, Noah Y	18	Towson-MD	1:52.96	1:56.63	1:56.41 (30.98)
6 Vanin, Martin E	18	Georgetown-PV	1:25.59 (29.77)	1:57.36	1:56.63 (31.20)
7 DeLeon, Nick M	18	W&M-VA	NT	1:57.36	1:57.36 (30.78)
8 Rittenhouse, John	22	W&M-VA	1:27.79 (30.21)	1:59.56	1:59.56 (31.77)
9 Zheng, Steven	19	Georgetown-PV	NT	2:00.62	2:00.62 (32.64)
10 Chipev, Liuben C	20	Georgetown-PV	1:27.98 (31.53)	2:03.12	2:03.12 (33.09)
11 Wolff, Austin N	19	Georgetown-PV	1:56.55	2:07.30	2:07.30 (36.17)
-- Tucci, Joshua J	20	Georgetown-PV	1:30.03 (32.05)	2:08.87	2:08.87 (36.23)
			1:54.76		
			1:31.13 (32.72)		
			1:55.72	x2:08.87	
			1:32.64 (33.73)		
			2:04.08	X2:06.88	
			1:36.32 (35.48)		

**Event 13 Women 50 Yard Freestyle**

Name	Age	School	Seed	Finals	Points
1 Howard, Megan D	20	W&M-VA	NT	23.75	
2 Barber, Amanda L	19	Towson-MD	23.24	24.21	24.21
3 Miller, Jaimie C	18	W&M-VA	NT	24.30	
4 Arnold, Macey L	18	Towson-MD	24.92	24.75	24.75
5 Fabbri, Erica	19	Georgetown-PV	23.92	24.94	24.94
6 Schneider, Greta L	19	W&M-VA	NT	25.04	
7 Klockner, Noelle A	18	W&M-VA	NT	x25.06	
8 Hodgins, Caroline	19	Towson-MD	24.78	25.41	25.41
9 Paskoff, Taylor M	20	Towson-MD	24.09	x25.60	
10 Cammann, Emma C	18	Georgetown-PV	NT	25.75	
11 Bader, Delaney M	19	Georgetown-PV	25.08	26.30	26.30
12 Konkoly, Michelle	21	Georgetown-PV	25.13	x27.97	
-- Schad, Sara E	19	W&M-VA	NT	X25.11	
-- Toy, Melissa	18	Towson-MD	NT	X25.44	
-- Makepeace, Chandle	18	W&M-VA	NT	X25.80	

**Event 14 Men 50 Yard Freestyle**

Name	Age	School	Seed	Finals	Points
1 Russell, Billy N	19	W&M-VA	NT	21.54	
2 Brech, Zach D	19	Towson-MD	21.12	22.06	22.06

3 Paisley, Ryan M	18	Towson-MD	22.01	22.13
4 Smigelski, Michael	18	Georgetown-PV	20.97	22.16
5 Mandel, Matthew	21	Georgetown-PV	20.69	22.21
6 Rogers, Greg C	18	W&M-VA	NT	22.30
7 Clarke, Risten J	18	W&M-VA	NT	22.37
8 Hans, Matt W	20	Towson-MD	21.06	22.39
9 Chung, David	18	Georgetown-PV	NT	22.52
10 Harvie, Justin T	18	Towson-MD	NT	x22.97
11 Spinelli, Michael	20	Georgetown-PV	22.61	x23.70

**Event 15 Women 1 mtr Diving**

Name	Age	School	Seed	Finals	Points
1 Szopo, Natalee J	20	Towson-MD	265.95	225.60	
2 Kahan, Lauren	20	Georgetown-PV	246.30	224.85	
3 Dickson, Lyndsey L	21	Towson-MD	293.25	218.78	
4 Ostrem, Hannah A	19	Towson-MD	277.57	212.10	
5 Arceri, Molly E	18	Towson-MD	256.05	x200.78	
6 Jaklitsch, Sarah	18	Georgetown-PV	NP	194.33	
7 Schwartz, Casandra	18	Georgetown-PV	235.95	187.35	
8 Purks, Jen L	21	Georgetown-PV	228.60	x179.92	

**Event 16 Men 1 mtr Diving**

Name	Age	School	Seed	Finals	Points
1 Cohen, Alex S	22	Towson-MD	319.75	260.85	
2 Martin, Sawyer A	19	Towson-MD	NP	89.25	

**Event 17 Women 100 Yard Freestyle**

Name	Age	School	Seed	Finals	Points
1 Barber, Amanda L	19	Towson-MD	50.62	52.80	
25.74	52.80	(27.06)			
2 Arnold, Macey L	18	Towson-MD	53.28	52.88	
25.68	52.88	(27.20)			
3 Miller, Jaimie C	18	W&M-VA	NT	53.04	
25.83	53.04	(27.21)			
4 Towe, Kendall H	21	Towson-MD	52.72	53.99	
26.43	53.99	(27.56)			
5 Crompton, Georgie	18	W&M-VA	NT	54.24	
26.49	54.24	(27.75)			
6 Bentley, Jen K	21	W&M-VA	NT	54.31	
26.50	54.31	(27.81)			
7 Fabbri, Erica	19	Georgetown-PV	51.89	54.58	
26.32	54.58	(28.26)			
8 Paskoff, Taylor M	20	Towson-MD	51.77	x55.07	
26.49	55.07	(28.58)			
9 Shaner, Sara A	21	W&M-VA	NT	x55.20	
26.54	55.20	(28.66)			
10 Gaynor, Molly R	18	Georgetown-PV	NT	55.86	
27.32	55.86	(28.54)			
11 Garfein, McKenna R	18	Towson-MD	NT	x55.87	
27.22	55.87	(28.65)			
12 Bader, Delaney M	19	Georgetown-PV	54.16	57.85	
27.77	57.85	(30.08)			
13 Campbell, Maryelle	19	Georgetown-PV	56.58	x57.86	
27.53	57.86	(30.33)			
-- Weidner, Amanda F	19	W&M-VA	NT	X55.59	
26.73	55.59	(28.86)			

**Event 18 Men 100 Yard Freestyle**

Name	Age	School	Seed	Finals	Points
1 Russell, Billy N	19	W&M-VA	NT	46.51	
22.97	46.51	(23.54)			
2 Montes de Oca, Ale	18	W&M-VA	NT	47.23	
22.84	47.23	(24.39)			
3 Paisley, Ryan M	18	Towson-MD	47.72	47.91	
22.95	47.91	(24.96)			
4 Clarke, Risten J	18	W&M-VA	NT	48.28	
23.36	48.28	(24.92)			
5 Hans, Matt W	20	Towson-MD	46.23	48.35	
23.34	48.35	(25.01)			
6 Martin, Sawyer A	19	Towson-MD	47.90	48.67	
23.26	48.67	(25.41)			
7 Leach, William T	18	Georgetown-PV	NT	48.69	
23.65	48.69	(25.04)			
8 Natal, Ryan R	19	W&M-VA	NT	x48.77	
23.61	48.77	(25.16)			
9 Mandel, Matthew	21	Georgetown-PV	45.69	48.81	
23.62	48.81	(25.19)			
10 Smigelski, Michael	18	Georgetown-PV	46.66	49.19	
23.72	49.19	(25.47)			
11 Harvie, Justin T	18	Towson-MD	49.07	x50.05	
23.86	50.05	(26.19)			
12 Spinelli, Michael	20	Georgetown-PV	49.77	x52.17	
24.82	52.17	(27.35)			

**Event 19 Women 200 Yard Backstroke**

Name	Age	School	Seed	Finals	Points
1 Glenn, Liz L	21	W&M-VA	NT	2:04.36	
29.94	1:01.14	(31.20)	1:32.83	(31.69)	2:04.36 (31.53)
2 Holz, Charlotte N	18	Towson-MD	2:06.54	2:05.21	
29.78	1:01.32	(31.54)	1:33.31	(31.99)	2:05.21 (31.90)
3 Hammond, Christine	19	Towson-MD	2:01.31	2:05.88	
29.48	1:00.66	(31.18)	1:33.24	(32.58)	2:05.88 (32.64)
4 Rittenhouse, Sophi	18	W&M-VA	NT	2:06.01	
29.84	1:01.48	(31.64)	1:34.07	(32.59)	2:06.01 (31.94)
5 Duncalf, Kathleen	18	Georgetown-PV	NT	2:08.05	

29.99	1:02.48 (32.49)	1:35.75 (33.27)	2:08.05 (32.30)
6 Sepich, Courtney A	21 Towson-MD	1:58.91	2:09.22
30.14	1:02.49 (32.35)	1:36.23 (33.74)	2:09.22 (32.99)
7 Thomas, Katie M	20 W&M-VA	NT	2:09.47
31.16	1:03.58 (32.42)	1:36.92 (33.34)	2:09.47 (32.55)
8 Russell, Jessica E	18 W&M-VA	NT	x2:11.87
30.61	1:03.39 (32.78)	1:37.50 (34.11)	2:11.87 (34.37)
9 Evans, Olivia H	18 Towson-MD	2:10.44	x2:14.12
30.79	1:04.49 (33.70)	1:39.05 (34.56)	2:14.12 (35.07)
10 Cammann, Emma C	18 Georgetown-PV	NT	2:14.66
30.93	1:04.83 (33.90)	1:39.86 (35.03)	2:14.66 (34.80)
11 Gaudiosi, Jessica	20 Georgetown-PV	2:19.66	2:20.65
32.68	1:07.66 (34.98)	1:44.04 (36.38)	2:20.65 (36.61)
-- Podhayny, Ashleigh	19 Towson-MD	NT	X2:10.09
30.89	1:03.11 (32.22)	1:36.50 (33.39)	2:10.09 (33.59)
-- Henry, Devin N	21 W&M-VA	NT	X2:13.78
31.57	1:04.87 (33.30)	1:38.67 (33.80)	2:13.78 (35.11)
-- Kloster, Ella L	19 W&M-VA	NT	X2:18.64
32.47	1:07.70 (35.23)	1:43.58 (35.88)	2:18.64 (35.06)

**Event 20 Men 200 Yard Backstroke**

Name	Age	School	Seed	Finals	Points
1 Manion, Will G	19	W&M-VA	NT	1:52.20	
26.25	54.94 (28.69)	1:23.69 (28.75)	1:52.20 (28.51)		
2 Breschi, Dominic A	18	Towson-MD	1:56.21	1:55.30	
26.91	55.68 (28.77)	1:25.44 (29.76)	1:55.30 (29.86)		
3 Schade, Tim M	18	Towson-MD	1:56.14	1:56.05	
27.52	56.92 (29.40)	1:26.66 (29.74)	1:56.05 (29.39)		
4 Dempsey, Lukas A	20	W&M-VA	NT	1:56.67	
27.72	57.05 (29.33)	1:26.95 (29.90)	1:56.67 (29.72)		
5 Henderson, Alex A	18	W&M-VA	NT	1:57.27	
27.73	57.35 (29.62)	1:27.56 (30.21)	1:57.27 (29.71)		
6 Grey, Evan P	18	Georgetown-PV	NT	1:57.88	
27.87	57.67 (29.80)	1:28.02 (30.35)	1:57.88 (29.86)		
7 Ripley, Erik A	20	Towson-MD	1:50.93	1:57.92	
27.56	57.58 (30.02)	1:28.34 (30.76)	1:57.92 (29.58)		
8 Ng, Michael	21	Georgetown-PV	1:50.94	1:58.00	
27.11	56.74 (29.63)	1:27.21 (30.47)	1:58.00 (30.79)		
9 Brinton, Matthew J	18	Towson-MD	1:58.03	x1:58.39	
27.21	57.15 (29.94)	1:28.11 (30.96)	1:58.39 (30.28)		
10 Muehlheuser, Kurt	19	Georgetown-PV	1:51.53	1:59.43	
27.67	57.50 (29.83)	1:28.31 (30.81)	1:59.43 (31.12)		
11 Glass, Austin R	19	W&M-VA	NT	x1:59.66	
27.62	57.22 (29.60)	1:28.38 (31.16)	1:59.66 (31.28)		
12 Rohde, Cal C	20	Georgetown-PV	1:52.44	x2:02.37	
28.13	58.63 (30.50)	1:29.95 (31.32)	2:02.37 (32.42)		
-- Nowakowski, Chad T	20	W&M-VA	NT	X1:59.58	
28.79	58.19 (29.40)	1:28.88 (30.69)	1:59.58 (30.70)		
-- Cudahy, Conor J	18	W&M-VA	NT	X2:02.41	
29.03	59.46 (30.43)	1:31.16 (31.70)	2:02.41 (31.25)		

**Event 21 Women 200 Yard Breaststroke**

Name	Age	School	Seed	Finals	Points
1 Van Camp, Jenna I	20	Towson-MD	2:16.98	2:24.46	
32.24	1:08.29 (36.05)	1:45.72 (37.43)	2:24.46 (38.74)		
2 Snyder, Hannah E	19	Towson-MD	2:17.29	2:25.90	
33.54	1:10.46 (36.92)	1:48.10 (37.64)	2:25.90 (37.80)		
3 DeLiberty, Carly R	18	Towson-MD	NT	2:28.03	
33.57	1:11.29 (37.72)	1:49.39 (38.10)	2:28.03 (38.64)		
4 Acker, Seana L	19	Towson-MD	2:19.18	x2:28.23	
34.41	1:12.20 (37.79)	1:51.01 (38.81)	2:28.23 (37.22)		
5 Christy, Allie L	18	W&M-VA	NT	2:29.34	
34.18	1:11.14 (36.96)	1:49.64 (38.50)	2:29.34 (39.70)		
6 Mizerak, Courtney	19	W&M-VA	NT	2:29.50	
33.76	1:11.29 (37.53)	1:49.83 (38.54)	2:29.50 (39.67)		
7 Fulenwider, Alliso	21	Georgetown-PV	2:23.30	2:32.30	
34.33	1:12.20 (37.87)	1:51.68 (39.48)	2:32.30 (40.62)		
8 Christian, Rosemar	21	Georgetown-PV	2:27.80	2:33.67	
33.67	1:12.93 (39.26)	1:53.75 (40.82)	2:33.67 (39.92)		
9 Collins, Liz B	20	W&M-VA	NT	2:34.32	
35.39	1:14.41 (39.02)	1:54.44 (40.03)	2:34.32 (39.88)		
10 Bandman, Casey E	19	Georgetown-PV	2:30.54	2:36.78	
35.01	1:14.51 (39.50)	1:55.17 (40.66)	2:36.78 (41.61)		
-- Carle, Alyssa M	19	Towson-MD	2:22.46	X2:31.87	
34.82	1:13.51 (38.69)	1:53.03 (39.52)	2:31.87 (38.84)		
-- Lomicka, Jenny A	19	W&M-VA	NT	DQ	
Downward butterfly kick					
34.30	1:13.03 (38.73)	1:51.81 (38.78)	DQ (37.93)		

**Event 22 Men 200 Yard Breaststroke**

Name	Age	School	Seed	Finals	Points
1 Strait, Andrew W	21	W&M-VA	NT	2:04.07	
28.48	1:00.78 (32.30)	1:32.14 (31.36)	2:04.07 (31.93)		
2 Zimmt, Josh B	18	W&M-VA	NT	2:10.04	
29.38	1:01.94 (32.56)	1:35.59 (33.65)	2:10.04 (34.45)		
3 Dong, Chris	19	W&M-VA	NT	2:12.25	
29.92	1:03.53 (33.61)	1:38.73 (35.20)	2:12.25 (33.52)		
4 Todd, Joel J	19	Towson-MD	2:03.79	2:13.86	
29.73	1:03.51 (33.78)	1:38.36 (34.85)	2:13.86 (35.50)		
5 Pursley, Nate D	20	Towson-MD	2:11.00	2:14.42	
29.77	1:03.79 (34.02)	1:38.76 (34.97)	2:14.42 (35.66)		
6 Gartland, John P	20	Towson-MD	2:04.39	2:15.33	
30.09	1:05.41 (35.32)	1:40.10 (34.69)	2:15.33 (35.23)		
7 Kilgore, Christian	22	Georgetown-PV	2:04.40	2:16.65	
29.94	1:04.03 (34.09)	1:39.95 (35.92)	2:16.65 (36.70)		
8 Blum, Kevin	18	Georgetown-PV	NT	2:17.27	
30.24	1:05.31 (35.07)	1:41.41 (36.10)	2:17.27 (35.86)		
9 Chinea, Lihben C	20	Georgetown-PV	2:17.30	2:27.23	

---	Head, Carter L	20	W&M-VA	1:09.41 (36.93)	NT	X2:15.09	2:27.23 (39.21)
---	Liu, Jeremy A	18	Towson-MD	1:03.96 (33.46)	NT		2:15.09 (36.01)
	Downward butterfly kick						
		28.30		59.75 (31.45)	1:33.28 (33.53)		DQ (34.05)
---	Nyce, Andrew S	19	W&M-VA		NT		DQ
	Downward butterfly kick						
		29.35		1:02.45 (33.10)	1:36.20 (33.75)		DQ (34.32)

**Event 23 Women 500 Yard Freestyle**

Name	Age	School	Seed	Finals	Points
1 Burke, Kaitlin C	21	Towson-MD	4:43.53	4:56.85	
	27.50	56.72 (29.22)	1:26.08 (29.36)		1:56.12 (30.04)
	2:26.12 (30.00)	2:56.01 (29.89)	3:26.43 (30.42)		3:56.76 (30.33)
	4:27.20 (30.44)	4:56.85 (29.65)			
2 Sorna, Cassie L	21	Towson-MD	4:47.73	5:01.25	
	28.60	58.51 (29.91)	1:28.65 (30.14)		1:58.99 (30.34)
	2:29.30 (30.31)	2:59.60 (30.30)	3:30.17 (30.57)		4:00.78 (30.61)
	4:31.31 (30.53)	5:01.25 (29.94)			
3 Witham, Shelby M	21	Towson-MD	4:52.36	5:04.24	
	28.61	58.37 (29.76)	1:28.57 (30.20)		1:59.05 (30.48)
	2:29.85 (30.80)	3:00.55 (30.70)	3:31.30 (30.75)		4:02.16 (30.86)
	4:33.51 (31.35)	5:04.24 (30.73)			
4 Hodgins, Caroline	19	Towson-MD	4:53.97	x5:09.62	
	28.16	58.04 (29.88)	1:28.82 (30.78)		1:59.94 (31.12)
	2:31.37 (31.43)	3:03.35 (31.98)	3:35.09 (31.74)		4:06.81 (31.72)
	4:38.69 (31.88)	5:09.62 (30.93)			
5 Vester, Hannah R	19	W&M-VA	NT	5:12.88	
	28.91	1:00.15 (31.24)	1:31.99 (31.84)		2:03.87 (31.88)
	2:35.52 (31.65)	3:07.18 (31.66)	3:39.10 (31.92)		4:10.73 (31.63)
	4:42.14 (31.41)	5:12.88 (30.74)			
6 Grundman, Sarah E	18	Georgetown-PV	NT	5:18.67	
	28.80	1:00.80 (32.00)	1:33.70 (32.90)		2:06.39 (32.69)
	2:38.91 (32.52)	3:11.27 (32.36)	3:43.40 (32.13)		4:15.32 (31.92)
	4:47.48 (32.16)	5:18.67 (31.19)			
7 Marsilli, Elena E	19	W&M-VA	NT	5:18.92	
	29.48	1:00.82 (31.34)	1:33.04 (32.22)		2:05.16 (32.12)
	2:37.58 (32.42)	3:09.97 (32.39)	3:42.73 (32.76)		4:15.50 (32.77)
	4:47.74 (32.24)	5:18.92 (31.18)			
8 Spicher, Rebecca L	20	W&M-VA	NT	5:19.03	
	29.46	1:01.07 (31.61)	1:33.19 (32.12)		2:05.45 (32.26)
	2:37.44 (31.99)	3:09.88 (32.44)	3:42.08 (32.20)		4:14.53 (32.45)
	4:47.27 (32.74)	5:19.03 (31.76)			
9 Hall, Emily	20	Georgetown-PV	5:12.79	5:19.11	
	29.05	1:00.57 (31.52)	1:32.31 (31.74)		2:04.54 (32.23)
	2:36.86 (32.32)	3:09.60 (32.74)	3:42.34 (32.74)		4:15.01 (32.67)
	4:47.80 (32.79)	5:19.11 (31.31)			
10 Fuller, Selina D	18	W&M-VA	NT	x5:19.50	
	29.39	1:00.89 (31.50)	1:33.70 (32.81)		2:06.49 (32.79)
	2:39.18 (32.69)	3:11.78 (32.60)	3:44.51 (32.73)		4:17.45 (32.94)
	4:49.68 (32.23)	5:19.50 (29.82)			
11 Chiles, Sarah J	22	Georgetown-PV	5:02.86	5:25.22	
	29.70	1:01.66 (31.96)	1:34.63 (32.97)		2:08.01 (33.38)
	2:41.10 (33.09)	3:14.31 (33.21)	3:46.97 (32.66)		4:19.86 (32.89)
	4:52.91 (33.05)	5:25.22 (32.31)			
12 McNulty, Shannon A	19	Georgetown-PV	5:06.42	x5:29.80	
	29.03	1:00.88 (31.85)	1:33.67 (32.79)		2:06.81 (33.14)
	2:40.49 (33.68)	3:14.28 (33.79)	3:48.08 (33.80)		4:22.09 (34.01)
	4:56.29 (34.20)	5:29.80 (33.51)			

**Event 24 Men 500 Yard Freestyle**

Name	Age	School	Seed	Finals	Points
1 Lowe, Matt D	19	Towson-MD	4:31.12	4:39.62	
	26.30	54.24 (27.94)	1:22.55 (28.31)		1:50.91 (28.36)
	2:19.43 (28.52)	2:47.79 (28.36)	3:16.18 (28.39)		3:44.52 (28.34)
	4:12.69 (28.17)	4:39.62 (26.93)			
2 Ress, Brandon D	18	Towson-MD	NT	4:42.68	
	26.09	53.78 (27.69)	1:22.02 (28.24)		1:50.57 (28.55)
	2:19.30 (28.73)	2:48.06 (28.76)	3:16.75 (28.69)		3:45.47 (28.72)
	4:14.20 (28.73)	4:42.68 (28.48)			
3 Eiden, Joe P	17	W&M-VA	NT	4:46.54	
	26.52	54.64 (28.12)	1:23.49 (28.85)		1:52.46 (28.97)
	2:21.80 (29.34)	2:51.47 (29.67)	3:20.60 (29.13)		3:50.39 (29.79)
	4:19.48 (29.09)	4:46.54 (27.06)			
4 Evenson, Austin R	20	Georgetown-PV	4:39.19	4:47.45	
	26.64	54.72 (28.08)	1:23.53 (28.81)		1:52.92 (29.39)
	2:22.43 (29.51)	2:52.09 (29.66)	3:21.20 (29.11)		3:50.93 (29.73)
	4:20.13 (29.20)	4:47.45 (27.32)			
5 Lingo, Jordan C	20	Towson-MD	4:41.47	4:48.06	
	25.75	53.45 (27.70)	1:21.82 (28.37)		1:51.04 (29.22)
	2:20.36 (29.32)	2:49.68 (29.32)	3:19.29 (29.61)		3:48.82 (29.53)
	4:18.39 (29.57)	4:48.06 (29.67)			
6 O'Donnell, Jeremia	19	W&M-VA	NT	4:48.16	
	26.18	54.78 (28.60)	1:24.17 (29.39)		1:53.70 (29.53)
	2:23.56 (29.86)	2:53.03 (29.47)	3:22.47 (29.44)		3:51.97 (29.50)
	4:21.19 (29.22)	4:48.16 (26.97)			
7 Higgins, Sean M	18	W&M-VA	NT	4:48.34	
	27.17	56.66 (29.49)	1:26.33 (29.67)		1:56.18 (29.85)
	2:25.92 (29.74)	2:55.51 (29.59)	3:24.70 (29.19)		3:53.55 (28.85)
	4:21.78 (28.23)	4:48.34 (26.56)			
8 Johnson, Mike J	20	Towson-MD	4:33.76	x4:48.90	
	26.27	54.61 (28.34)	1:23.60 (28.99)		1:52.76 (29.16)
	2:22.20 (29.44)	2:51.56 (29.36)	3:21.30 (29.74)		3:51.05 (29.75)
	4:20.47 (29.42)	4:48.90 (28.43)			
9 Clarke, Taegan M	20	W&M-VA	NT	x4:57.49	
	26.86	56.22 (29.36)	1:26.35 (30.13)		1:56.80 (30.45)
	2:27.30 (30.50)	2:57.46 (30.16)	3:27.95 (30.49)		3:58.39 (30.44)
	4:28.40 (30.01)	4:57.49 (29.09)			
10 Romanov, Gregory W	20	Georgetown-PV	4:39.17	5:00.70	



	26.57	56.27 (29.70)	1:26.41 (30.14)	1:56.74 (30.33)
	2:27.15 (30.41)	2:57.93 (30.78)	3:29.00 (31.07)	3:58.98 (29.98)
	4:30.28 (31.30)	5:00.70 (30.42)		
11 Zheng, Steven	19	Georgetown-PV	4:47.82	5:02.52
	27.35	57.11 (29.76)	1:27.72 (30.61)	1:59.13 (31.41)
	2:29.99 (30.86)	3:00.96 (30.97)	3:31.65 (30.69)	4:02.94 (31.29)
	4:33.47 (30.53)	5:02.52 (29.05)		
12 Lawler, William	20	Georgetown-PV	4:37.82	x5:03.76
	27.17	56.90 (29.73)	1:27.47 (30.57)	2:29.33 (1:01.86)
				4:02.58 ( )
	5:03.76 (1:01.18)			
-- Poling, Tyler C	21	W&M-VA	NT	X4:56.88
	27.41	56.76 (29.35)	1:26.21 (29.45)	1:55.86 (29.65)
	2:25.92 (30.06)	2:55.70 (29.78)	3:26.08 (30.38)	3:56.76 (30.68)
	4:27.12 (30.36)	4:56.88 (29.76)		

**Event 25 Women 100 Yard Butterfly**

Name	Age	School	Seed	Finals	Points
1 Oslund, Victoria M	20	Towson-MD	53.97	57.37	
	27.24	57.37 (30.13)			
2 Howard, Megan D	20	W&M-VA	NT	57.50	
	27.30	57.50 (30.20)			
3 Towe, Kendall H	21	Towson-MD	55.56	57.53	
	27.11	57.53 (30.42)			
4 Ustjanauskas, Jess	19	W&M-VA	NT	58.05	
	27.22	58.05 (30.83)			
5 Rowland, Melanie J	21	Towson-MD	54.44	58.14	
	27.53	58.14 (30.61)			
6 Gaynor, Molly R	18	Georgetown-PV	NT	58.24	
	27.77	58.24 (30.47)			
7 Crompton, Georgie	18	W&M-VA	NT	58.32	
	28.06	58.32 (30.26)			
8 Timochenko, Erin E	19	Georgetown-PV	55.90	59.15	
	27.59	59.15 (31.56)			
9 Yi, Lauren G	18	W&M-VA	NT	x1:00.20	
	28.55	1:00.20 (31.65)			
10 Paskoff, Taylor M	20	Towson-MD	56.04	x1:00.29	
	28.15	1:00.29 (32.14)			
11 Carter, Jillian N	20	Georgetown-PV	56.51	1:01.03	
	28.46	1:01.03 (32.57)			
12 Ward, Lauren E	19	Georgetown-PV	57.69	x1:04.26	
	29.66	1:04.26 (34.60)			
-- Evans, Olivia H	18	Towson-MD	NT	X1:01.59	
	29.48	1:01.59 (32.11)			
-- Schad, Sara E	19	W&M-VA	NT	X1:03.18	
	30.24	1:03.18 (32.94)			

**Event 26 Men 100 Yard Butterfly**

Name	Age	School	Seed	Finals	Points
1 Barden, Justin A	19	W&M-VA	NT	51.08	
	23.57	51.08 (27.51)			
2 Brech, Zach D	19	Towson-MD	50.56	51.67	
	24.00	51.67 (27.67)			
3 Montes de Oca, Ale	18	W&M-VA	NT	51.94	
	24.06	51.94 (27.88)			
4 Vanin, Martin E	18	Georgetown-PV	NT	51.97	
	24.14	51.97 (27.83)			
5 Chung, David	18	Georgetown-PV	NT	52.68	
	24.95	52.68 (27.73)			
6 Rittenhouse, John	22	W&M-VA	NT	53.11	
	24.65	53.11 (28.46)			
7 Rogers, Greg C	18	W&M-VA	NT	x53.42	
	24.94	53.42 (28.48)			
8 Burr, Jon M	20	Towson-MD	53.19	53.87	
	25.47	53.87 (28.40)			
9 Pritchard, Noah Y	18	Towson-MD	NT	53.98	
	25.10	53.98 (28.88)			
10 Forrester, Phil J	20	Towson-MD	52.68	x54.20	
	25.22	54.20 (28.98)			
11 Wolff, Austin N	19	Georgetown-PV	50.89	55.24	
	25.91	55.24 (29.33)			
12 Spinelli, Michael	20	Georgetown-PV	53.45	x57.26	
	25.83	57.26 (31.43)			
13 Tucci, Joshua J	20	Georgetown-PV	54.52	x59.40	
	27.59	59.40 (31.81)			
-- DeLeon, Nick M	18	W&M-VA	NT	X55.45	
	25.80	55.45 (29.65)			

**Event 27 Women 3 mtr Diving**

Name	Age	School	Seed	Finals	Points
1 Dickson, Lyndsey L	21	Towson-MD	301.90	249.83	
2 Arceri, Molly E	18	Towson-MD	254.62	239.33	
3 Szopo, Natalee J	20	Towson-MD	288.45	233.85	
4 Ostrem, Hannah A	19	Towson-MD	225.10	x199.05	
5 Purks, Jen L	21	Georgetown-PV	247.40	197.18	
6 Schwartz, Casandra	18	Georgetown-PV	230.25	193.88	
7 Jaklitsch, Sarah	18	Georgetown-PV	NP	186.90	

**Event 28 Men 3 mtr Diving**

Name	Age	School	Seed	Finals	Points
1 Cohen, Alex S	22	Towson-MD	298.60	279.00	

**Event 29 Women 200 Yard IM**

Name	Age	School	Seed	Finals	Points
------	-----	--------	------	--------	--------

1	Holz, Charlotte N	18	Towson-MD	2:12.46	2:06.62		
	27.86		59.11 (31.25)	1:36.73 (37.62)	2:06.62 (29.89)		
2	Hammond, Christine	19	Towson-MD	2:09.73	2:11.21		
	28.66		1:01.10 (32.44)	1:40.11 (39.01)	2:11.21 (31.10)		
3	Snyder, Hannah E	19	Towson-MD	2:03.20	2:11.33		
	29.30		1:03.07 (33.77)	1:40.65 (37.58)	2:11.33 (30.68)		
4	Mizerak, Courtney	19	W&M-VA	NT	2:13.18		
	28.26		1:02.41 (34.15)	1:40.96 (38.55)	2:13.18 (32.22)		
5	Lomicka, Jenny A	19	W&M-VA	NT	2:14.11		
	29.82		1:05.14 (35.32)	1:44.29 (39.15)	2:14.11 (29.82)		
6	Bandman, Casey E	19	Georgetown-PV	2:06.25	2:15.09		
	28.89		1:04.40 (35.51)	1:44.03 (39.63)	2:15.09 (31.06)		
7	Acker, Seana L	19	Towson-MD	2:02.69	x2:15.24		
	31.16		1:05.31 (34.15)	1:44.94 (39.63)	2:15.24 (30.30)		
8	Russell, Jessica E	18	W&M-VA	NT	2:15.78		
	28.90		1:02.50 (33.60)	1:45.05 (42.55)	2:15.78 (30.73)		
9	Dinapoli, Kim	20	Georgetown-PV	2:10.13	2:17.79		
	30.44		1:04.88 (34.44)	1:45.71 (40.83)	2:17.79 (32.08)		
10	Duncalf, Kathleen	18	Georgetown-PV	NT	2:18.77		
	29.59		1:02.44 (32.85)	1:45.63 (43.19)	2:18.77 (33.14)		
11	Gaudiosi, Jessica	20	Georgetown-PV	2:12.55	x2:22.54		
	30.37		1:07.65 (37.28)	1:49.83 (42.18)	2:22.54 (32.71)		
--	Collins, Liz B	20	W&M-VA	NT	x2:19.66		
	30.49		1:06.90 (36.41)	1:46.58 (39.68)	2:19.66 (33.08)		
--	Buttaci, Anna P	18	Georgetown-PV	NT	x2:20.80		
	29.43		1:05.94 (36.51)	1:47.76 (41.82)	2:20.80 (33.04)		
--	Carpenter, Emma K	20	W&M-VA	NT	x2:21.59		
	30.83		1:07.01 (36.18)	1:47.88 (40.87)	2:21.59 (33.71)		

**Event 30 Men 200 Yard IM**

Name	Age	School	Seed	Finals	Points	
1 Strait, Andrew W	21	W&M-VA	NT	1:53.45		
	25.22		54.21 (28.99)	1:26.88 (32.67)	1:53.45 (26.57)	
2 O'Donnell, Jeremia	19	W&M-VA	NT	1:57.75		
	25.77		56.76 (30.99)	1:30.41 (33.65)	1:57.75 (27.34)	
3 Nyce, Andrew S	19	W&M-VA	NT	1:58.12		
	25.71		55.86 (30.15)	1:30.38 (34.52)	1:58.12 (27.74)	
4 Grey, Evan P	18	Georgetown-PV	NT	1:59.41		
	25.57		55.65 (30.08)	1:31.41 (35.76)	1:59.41 (28.00)	
5 Burr, Jon M	20	Towson-MD	NT	1:59.60		
	25.86		56.28 (30.42)	1:32.20 (35.92)	1:59.60 (27.40)	
6 Pritchard, Noah Y	18	Towson-MD	1:59.36	2:00.02		
	26.08		55.57 (29.49)	1:31.75 (36.18)	2:00.02 (28.27)	
7 Head, Carter L	20	W&M-VA	NT	x2:00.68		
	26.20		57.42 (31.22)	1:32.09 (34.67)	2:00.68 (28.59)	
8 Schade, Tim M	18	Towson-MD	1:59.69	2:01.06		
	25.81		55.67 (29.86)	1:32.24 (36.57)	2:01.06 (28.82)	
9 Kilgore, Christian	22	Georgetown-PV	1:51.97	2:02.83		
	26.06		58.32 (32.26)	1:33.81 (35.49)	2:02.83 (29.02)	
10 Liu, Jeremy A	18	Towson-MD	NT	x2:03.52		
	26.31		58.10 (31.79)	1:32.94 (34.84)	2:03.52 (30.58)	
11 Blum, Kevin	18	Georgetown-PV	NT	2:06.07		
	26.23		59.55 (33.32)	1:36.45 (36.90)	2:06.07 (29.62)	
12 Chipev, Liuben C	20	Georgetown-PV	1:57.06	x2:10.46		
	26.96		1:01.22 (34.26)	1:39.46 (38.24)	2:10.46 (31.00)	
--	Zimmt, Josh B	18	W&M-VA	NT	x2:02.01	
	27.18		58.03 (30.85)	1:33.14 (35.11)	2:02.01 (28.87)	
--	Gallagher, Jamie	20	Georgetown-PV	2:06.68	x2:09.05	
	27.49		1:01.71 (34.22)	1:39.63 (37.92)	2:09.05 (29.42)	

**Event 31 Women 400 Yard Freestyle Relay**

School	Seed	Finals	Points
1 Towson University Swimming-MD 'A'	3:21.24	3:31.41	
1) Barber, Amanda L 19		2) Burke, Kaitlin C 21	
3) Towe, Kendall H 21		4) Rowland, Melanie J 21	
	25.61	53.27 (53.27)	1:17.88 (24.61)
	2:10.49 (25.27)	2:38.11 (52.89)	3:04.17 (26.06)
2 William and Mary-VA 'A'	NT	3:31.71	
1) Miller, Jaimie C 18		2) Bentley, Jen K 21	
3) Ustjanauskas, Jessie C 19		4) Howard, Megan D 20	
	25.84	53.54 (53.54)	1:19.08 (25.54)
	2:12.68 (25.26)	2:40.69 (53.27)	3:05.18 (24.49)
3 William and Mary-VA 'B'	NT	3:36.91	
1) Klockner, Noelle A 18		2) Schneider, Greta L 19	
3) Crompton, Georgie R 18		4) Shaner, Sara A 21	
	25.82	53.98 (53.98)	1:19.27 (25.29)
	2:14.26 (26.08)	2:42.49 (54.31)	3:08.37 (25.88)
4 Towson University Swimming-MD 'C'	NT	3:40.03	
1) Sepich, Courtney A 21		2) Toy, Melissa 18	
3) Evans, Olivia H 18		4) Jaynes, Davina L 18	
	26.63	55.53 (55.53)	1:21.77 (26.24)
	2:17.08 (26.62)	2:46.54 (56.08)	3:11.83 (25.29)
5 Towson University Swimming-MD 'B'	NT	x3:40.18	
1) Hodgins, Caroline E 19		2) Podhayny, Ashleigh M 19	
3) Oslund, Victoria M 20		4) Garfein, McKenna R 18	
	26.92	55.97 (55.97)	1:22.14 (26.17)
	2:16.80 (26.10)	2:44.73 (54.03)	3:11.49 (26.76)
6 William and Mary-VA 'C'	NT	x3:40.61	
1) Weidner, Amanda F 19		2) Fuller, Selina D 18	
3) Schad, Sara E 19		4) Spicher, Rebecca L 20	
	26.76	55.57 (55.57)	1:22.04 (26.47)
	2:16.32 (25.95)	2:45.11 (54.74)	3:11.81 (26.70)
7 William and Mary-VA 'D'	NT	x3:40.91	
1) Henry, Devin N 21		2) Makepeace, Chandler G 18	
3) Thomas, Katie M 20		4) Christy, Allie L 18	
	26.88	56.07 (56.07)	1:22.42 (26.35)
	2:17.61 (26.36)	2:45.73 (54.48)	3:12.02 (26.29)
8 Georgetown University-PV 'A'	NT	3:42.21	
1) Cammann, Emma C 18		2) Fabbri, Erica 19	
3) Timochenko, Erin R 19		4) Gannon, Molly R 18	

9	Towson University Swimming-MD 'D'	NT	x3:50.05
1)	Sorna, Cassie L 21	2)	Hammond, Christine M 19
3)	Witham, Shelby M 21	4)	Van Camp, Jenna I 20
	28.31		58.27 (58.27)
	2:23.27 (27.65)		2:52.87 (57.25)
10	Georgetown University-PV 'B'	NT	3:52.32
1)	Carter, Jillian N 20	2)	Chiles, Sarah J 22
3)	Konkoly, Michelle A 21	4)	Bader, Delaney M 19
	28.48		59.20 (59.20)
	2:24.33 (28.19)		2:54.63 (58.49)

**Event 32 Men 400 Yard Freestyle Relay**

School	Seed	Finals	Points
1 William and Mary-VA 'A'	NT	3:07.97	
1) Montes de Oca, Alex F 18	2) Manion, Will G 19		
3) Eiden, Joe P 17	4) Russell, Billy N 19		
	22.74		47.59 (47.59)
	1:57.24 (22.66)		2:21.86 (47.28)
2 William and Mary-VA 'B'	NT	3:10.51	
1) Clarke, Risten J 18	2) Clarke, Taegan M 20		
3) Barden, Justin A 19	4) Rogers, Greg C 18		
	23.17		48.35 (48.35)
	1:58.45 (22.21)		2:23.30 (47.06)
3 Towson University Swimming-MD 'A'	NT	3:12.80	
1) Hans, Matt W 20	2) Paisley, Ryan M 18		
3) Breschi, Dominic A 18	4) Brinton, Matthew J 18		
	23.45		48.96 (48.96)
	1:59.10 (22.15)		2:24.65 (47.70)
4 Towson University Swimming-MD 'B'	NT	3:12.82	
1) Burr, Jon M 20	2) Brech, Zach D 19		
3) Lowe, Matt D 19	4) Martin, Sawyer A 19		
	23.41		47.92 (47.92)
	1:59.64 (23.73)		2:24.45 (48.54)
5 Georgetown University-PV 'A'	NT	3:14.16	
1) Rohde, Cal C 20	2) Smigelski, Michael A 18		
3) Leach, William T 18	4) Mandel, Matthew 21		
	23.61		49.10 (49.10)
	2:00.43 (22.95)		2:26.09 (48.61)
6 William and Mary-VA 'C'	NT	x3:15.43	
1) Natal, Ryan R 19	2) Nowakowski, Chad T 20		
3) Henderson, Alex A 18	4) Rittenhouse, John H 22		
	23.77		49.04 (49.04)
	2:00.82 (23.24)		2:26.39 (48.81)
7 Georgetown University-PV 'B'	NT	3:15.57	
1) Vanin, Martin E 18	2) Lawler, William 20		
3) Chung, David 18	4) Young, Michael G 20		
	23.63		48.99 (48.99)
	2:00.85 (22.80)		2:26.20 (48.15)
8 Towson University Swimming-MD 'C'	NT	x3:18.47	
1) Harvie, Justin T 18	2) Ress, Brandon D 18		
3) Ripley, Erik A 20	4) Johnson, Mike J 20		
	24.18		49.98 (49.98)
	2:02.26 (23.44)		2:28.58 (49.76)
9 Georgetown University-PV 'C'	NT	x3:27.38	
1) Ng, Michael 21	2) Wolff, Austin N 19		
3) Spinelli, Michael 20	4) Tucci, Joshua J 20		
	24.03		50.10 (50.10)
	2:06.22 (24.42)		2:33.79 (51.99)



**ATHLETICS TEAMS**

**MEN'S SPORTS**

- Baseball
- Basketball (M)
- Football
- Golf (M)
- Lacrosse (M)
- Swimming/Diving (M)

**WOMEN'S SPORTS**

- Basketball (W)
- Cross Country (W)
- Field Hockey
- Golf (W)
- Gymnastics
- Lacrosse (W)
- Soccer (W)
- Softball
- Swimming and Diving (W)
- Tennis (W)
- Indoor Track/Field (W)
- Outdoor Track/Field (W)
- Volleyball

**INSIDE ATHLETICS**

- Academic Services
- Compliance
- Composite Schedule
- Visitor's Information
- General Releases
- Hall of Fame
- Intercollegiate Athletics Committee
- Sports Performance
- Staff Directory
- Strength and Conditioning
- Student-Athlete Handbook
- Tigers in the Community

**MULTIMEDIA**

- Towson Sports Network
- Livestats
- Media Outlets
- Social Media
- Youtube




**CONTACT US**

Customer Care



© Towson University Athletics 2013. All rights reserved.  
[Contact Us](#) | [Site Map](#) | [Customer Care](#) | [Privacy Policy](#) | [Advertising & Sponsorship](#)

Select Language 

Powered by  Google Translate